








ANNUAL CURRICULUM PLAN































SUBJECT - ENGLISH

SESSION- 2025-26

<u>TOPIC</u>	<u>LEARNING OUTCOME</u>	<u>METHODOLOGY</u>	<u>SKILLS DEVELOPED</u>	<u>ASSESSMENT</u>	<u>LEARNING OUTCOMES / IMPACT</u>
Recognition of Aa - Zz	1) To familiarize the students with the alphabet. 2) Reciting, identifying and producing the sounds of individual letters. 3) Phonetic awareness.	➤ Use song and rhyme. ➤ To create an alphabet chart. ➤ Encourage them to write their own letter. ➤ Use toys to help reinforce the letter sounds.  https://youtu.be/ChqnN3cKzXQ?feature=shared Activity: Write the first letter sound for the given objects, Match the sound with objects, Encircle the correct sound for the given object.	<ul style="list-style-type: none"> • Vocabulary development • Gross motor skills • Speaking skills 	<ul style="list-style-type: none"> ❖ Blackboard Tests ❖ Worksheets ❖ Individual ❖ Oral RUBRICS: <ul style="list-style-type: none"> • Uppercase letter identification (2) • Lowercase identification (2) • Letter- sound correspondence (2) • Letter formation (<ul style="list-style-type: none"> ○ Students will recite all the letters of the alphabet ○ The learner will associate letter with the picture. ○ Will be able to recognise letters and their phonic sounds Aa-Zz. They will identify all the alphabet in non - alphabetical order.

Reading and writing of vowel 'a', 'e', 'i' 'o' and 'u' sound words	<ul style="list-style-type: none">To use their knowledge of individual letter sounds to blend those together and create a whole word.CVC words enable students to the concept that words have a beginning,middle and ending sound that together create a word.Practice of different CVC words in different word families.Reading and writing of CVC words.	<ul style="list-style-type: none">Use of flash cards.Use of sense board.Worksheets and handouts.Songs of word families.Read aloud words with the help of sounds.Dictation.Activities related to CVC words like Name the picture, Matching, Encircle the correct word, Draw pictures, Fill in the missing letters <p>https://youtu.be/FbiKNOIG6KA?feature=s_hared</p> <div><h3>CVC Words List</h3><div><table><tr><th>a</th><th>e</th><th>i</th><th>o</th><th>u</th></tr><tr><td>at</td><td>tap</td><td>bed</td><td>bet</td><td>bib</td><td>lip</td><td>cob</td><td>mop</td><td>but</td><td>lug</td></tr><tr><td>bat</td><td>lap</td><td>wed</td><td>set</td><td>fib</td><td>sip</td><td>job</td><td>top</td><td>cut</td><td>mug</td></tr><tr><td>cat</td><td>rap</td><td>fed</td><td>wet</td><td>did</td><td>nip</td><td>mab</td><td>pop</td><td>hut</td><td>pug</td></tr><tr><td>sat</td><td>nap</td><td>led</td><td>let</td><td>hid</td><td>rip</td><td>rob</td><td>cot</td><td>nut</td><td>rug</td></tr><tr><td>mat</td><td>sap</td><td>red</td><td>net</td><td>kid</td><td>pip</td><td>sob</td><td>got</td><td>rut</td><td>tug</td></tr><tr><td>pat</td><td>wag</td><td>den</td><td>pet</td><td>lid</td><td>tip</td><td>sod</td><td>not</td><td>gut</td><td>bun</td></tr><tr><td>rat</td><td>tag</td><td>hen</td><td>vet</td><td>rid</td><td>zip</td><td>rod</td><td>hot</td><td>cub</td><td>fun</td></tr><tr><td>am</td><td>sag</td><td>men</td><td>jet</td><td>bid</td><td>hip</td><td>pod</td><td>jot</td><td>hub</td><td>gun</td></tr><tr><td>jam</td><td>gag</td><td>pen</td><td>get</td><td>big</td><td>bit</td><td>cod</td><td>lot</td><td>rub</td><td>nun</td></tr><tr><td>ram</td><td>rag</td><td>ten</td><td>met</td><td>dig</td><td>fit</td><td>nod</td><td>pot</td><td>tub</td><td>sun</td></tr><tr><td>ban</td><td>lag</td><td>zen</td><td>yet</td><td>wig</td><td>hit</td><td>dog</td><td>rot</td><td>bug</td><td>run</td></tr><tr><td>fan</td><td>bag</td><td>beg</td><td>yes</td><td>fig</td><td>lit</td><td>hog</td><td>tot</td><td>dug</td><td>bud</td></tr><tr><td>van</td><td>nag</td><td>leg</td><td>web</td><td>pig</td><td>pit</td><td>log</td><td>box</td><td>hug</td><td>dud</td></tr><tr><td>tan</td><td>bad</td><td>peg</td><td>gem</td><td>rig</td><td>sit</td><td>cop</td><td>fox</td><td>jug</td><td>mud</td></tr><tr><td>can</td><td>dad</td><td></td><td></td><td>jig</td><td>zit</td><td>hop</td><td></td><td></td><td></td></tr><tr><td>pan</td><td>rad</td><td></td><td></td><td>bin</td><td>nit</td><td></td><td></td><td></td><td></td></tr><tr><td>ran</td><td>had</td><td></td><td></td><td>tin</td><td>him</td><td></td><td></td><td></td><td></td></tr><tr><td>cab</td><td>lad</td><td></td><td></td><td>fin</td><td>dium</td><td></td><td></td><td></td><td></td></tr><tr><td>cap</td><td>sad</td><td></td><td></td><td>win</td><td>rim</td><td></td><td></td><td></td><td></td></tr><tr><td>gap</td><td>mad</td><td></td><td></td><td>sin</td><td>sim</td><td></td><td></td><td></td><td></td></tr><tr><td>map</td><td>pad</td><td></td><td></td><td>kin</td><td>dip</td><td></td><td></td><td></td><td></td></tr></table></div></div>	a	e	i	o	u	at	tap	bed	bet	bib	lip	cob	mop	but	lug	bat	lap	wed	set	fib	sip	job	top	cut	mug	cat	rap	fed	wet	did	nip	mab	pop	hut	pug	sat	nap	led	let	hid	rip	rob	cot	nut	rug	mat	sap	red	net	kid	pip	sob	got	rut	tug	pat	wag	den	pet	lid	tip	sod	not	gut	bun	rat	tag	hen	vet	rid	zip	rod	hot	cub	fun	am	sag	men	jet	bid	hip	pod	jot	hub	gun	jam	gag	pen	get	big	bit	cod	lot	rub	nun	ram	rag	ten	met	dig	fit	nod	pot	tub	sun	ban	lag	zen	yet	wig	hit	dog	rot	bug	run	fan	bag	beg	yes	fig	lit	hog	tot	dug	bud	van	nag	leg	web	pig	pit	log	box	hug	dud	tan	bad	peg	gem	rig	sit	cop	fox	jug	mud	can	dad			jig	zit	hop				pan	rad			bin	nit					ran	had			tin	him					cab	lad			fin	dium					cap	sad			win	rim					gap	mad			sin	sim					map	pad			kin	dip					<ul style="list-style-type: none">ReasoningReading skillsLanguage skills	<ul style="list-style-type: none">GroupQuizWritten <p>RUBRICS:</p> <ul style="list-style-type: none">Reading CVC words (2)Writing CVC words (2)Phonemics Awareness (2)Spelling accuracy (4)	<ul style="list-style-type: none">Help children with reading, writing and rhyming three - phonemic words.Reinforce spelling patterns of CVC words.They will be able to learn, the reading of simple words themselves.
a	e	i	o	u																																																																																																																																																																																																																								
at	tap	bed	bet	bib	lip	cob	mop	but	lug																																																																																																																																																																																																																			
bat	lap	wed	set	fib	sip	job	top	cut	mug																																																																																																																																																																																																																			
cat	rap	fed	wet	did	nip	mab	pop	hut	pug																																																																																																																																																																																																																			
sat	nap	led	let	hid	rip	rob	cot	nut	rug																																																																																																																																																																																																																			
mat	sap	red	net	kid	pip	sob	got	rut	tug																																																																																																																																																																																																																			
pat	wag	den	pet	lid	tip	sod	not	gut	bun																																																																																																																																																																																																																			
rat	tag	hen	vet	rid	zip	rod	hot	cub	fun																																																																																																																																																																																																																			
am	sag	men	jet	bid	hip	pod	jot	hub	gun																																																																																																																																																																																																																			
jam	gag	pen	get	big	bit	cod	lot	rub	nun																																																																																																																																																																																																																			
ram	rag	ten	met	dig	fit	nod	pot	tub	sun																																																																																																																																																																																																																			
ban	lag	zen	yet	wig	hit	dog	rot	bug	run																																																																																																																																																																																																																			
fan	bag	beg	yes	fig	lit	hog	tot	dug	bud																																																																																																																																																																																																																			
van	nag	leg	web	pig	pit	log	box	hug	dud																																																																																																																																																																																																																			
tan	bad	peg	gem	rig	sit	cop	fox	jug	mud																																																																																																																																																																																																																			
can	dad			jig	zit	hop																																																																																																																																																																																																																						
pan	rad			bin	nit																																																																																																																																																																																																																							
ran	had			tin	him																																																																																																																																																																																																																							
cab	lad			fin	dium																																																																																																																																																																																																																							
cap	sad			win	rim																																																																																																																																																																																																																							
gap	mad			sin	sim																																																																																																																																																																																																																							
map	pad			kin	dip																																																																																																																																																																																																																							

<p>Use of This/That</p> <p>The children are aware of the pre-number concept. For - Near.</p>	<ul style="list-style-type: none"> To be able to understand that 'This' is used to specify particular person/ thing close to us and 'That' is used to specify particular person/ thing far away from us. 	<ul style="list-style-type: none"> Using real life objects. The teacher will apply the rule of the concept to frame sentences. Use of sense board. Flash Cards Worksheets Activity-The teacher will draw 5 pictures on the blackboard which are far /near. The students will copy the same in the notebook using This/That. <div data-bbox="725 643 987 1038"> <p style="text-align: center;">This or that</p> <div style="display: flex; justify-content: space-around; align-items: center;"> <div style="text-align: center;">This → ★</div> <div style="text-align: center;">That → ★</div> </div> <p>Choose the right answer</p> <ol style="list-style-type: none"> _____ is a flower. →  _____ is a ship. →  _____ is an owl. →  _____ is a dog. →  _____ is a table. →  <p style="text-align: center; font-size: small;">www.kidstudyhub.com</p> </div> <p>https://youtu.be/WpEDXyF5FFQ?feature=shared</p>	<ul style="list-style-type: none"> ❖ Reading skill ❖ Writing skill ❖ Analyzing ❖ Critical thinking 	<ul style="list-style-type: none"> ▪ Individual ▪ Worksheets ▪ Questionnaire ▪ Oral <p>RUBRICS:</p> <ul style="list-style-type: none"> Choice making (2) Reasoning (2) Communication (2) Engagement/ participation (2) 	<ul style="list-style-type: none"> The children are able to make the sentences orally using This/That. The children are able to fill up the blanks using the words This/That in the given sentences.
--	---	--	--	--	--

<p>Use of One/Many</p> <p>The children are able to count the objects given to them</p>	<ul style="list-style-type: none">• To enable the children to count the objects given and differentiate them into one and many.• Children will be able to change word from one to many by adding letter's'.• To spell the word correctly.	<ul style="list-style-type: none">• Using real life objects• Flash cards• Use of blackboards• Read and write the words <p>Activity : students will identify whether a naming word is singular or plural and correctly add “s” to make plural nouns.</p> <p>https://youtu.be/oWlvfFgA7VQ?feature=shared</p> <p>Q. Write many for the following:</p> <table><thead><tr><th></th><th>ONE</th><th></th><th>MANY</th><th></th></tr></thead><tbody><tr><td>1.</td><td></td><td>Ball</td><td></td><td>_____</td></tr><tr><td>2.</td><td></td><td>Tree</td><td></td><td>_____</td></tr><tr><td>3.</td><td></td><td>Hat</td><td></td><td>_____</td></tr><tr><td>4.</td><td></td><td>Book</td><td></td><td>_____</td></tr><tr><td>5.</td><td></td><td>Kite</td><td></td><td>_____</td></tr></tbody></table>		ONE		MANY		1.		Ball		_____	2.		Tree		_____	3.		Hat		_____	4.		Book		_____	5.		Kite		_____	<ul style="list-style-type: none">❖ Writing skills❖ Imaginative skills❖ Language skills❖ Word building skills	<ul style="list-style-type: none">▪ Handouts▪ Quiz▪ Questionnaire <p>RUBRICS:</p> <ul style="list-style-type: none">• Identification of one/many (3)• Adding “s” correctly (3)• Neatness (2)	<ul style="list-style-type: none">• The children are able to change the word from one/many.• The children are able to read the words.• They are able to do the spell check also.
	ONE		MANY																																
1.		Ball		_____																															
2.		Tree		_____																															
3.		Hat		_____																															
4.		Book		_____																															
5.		Kite		_____																															

<p>Colors Name</p> <p>The children know the colors name orally.</p>	<ul style="list-style-type: none"> • To enable students to learn the colors name with spellings. • Children should able to correlate the names of colors with its pictures. 	<ul style="list-style-type: none"> • Color show competition • Draw and label activity- Draw 2 objects of the following colors. • Free hand drawing and coloring to enhance color scheme. • Collecting real life objects of different colors. • Activity- Draw and color 'A Garden Scene'. - Make a paper collage using origami paper for the given topic, 'A duck is in the pond' or 'Balloons in the sky'. <div data-bbox="658 667 1048 960" data-label="Image"> </div> <p>https://youtu.be/qMkXnwRlpRo?si=W-QEAMy7h7KOffhJ</p>	<ul style="list-style-type: none"> ❖ Imaginative skills ❖ Understanding ❖ Reading ❖ Conceptual skills 	<ul style="list-style-type: none"> ▪ Written ▪ Oral ▪ Handouts ▪ Blackboard tests <p>RUBRICS:</p> <ul style="list-style-type: none"> • Identification (1) • Match the colour with the objects (2) • Spell check (5) • Categorization (2) 	<ul style="list-style-type: none"> • Children are able to read and write the color names. • Children are able to draw pictures of the given color names. • Children are able to do spell check for color names.
---	---	--	---	--	--

Annual curriculum plan class KG Hindi (2025-26)

Content	Learning Objectives	Methodology	Skills Developed	Mode of Assessment	Learning Outcomes
स्वर (अ - अः)	स्वर की पहचान और उच्चारण करवाना	चित्र, गीत, फ्लैशकार्ड, कविता गतिविधि स्वरों के चित्रों के कार्ड बाँट कर प्रत्येक संबंधित स्वर तथा चित्र के नाम का उच्चारण करेगा। https://youtu.be/_Rkddl8di3w?feature=shared	श्रवण, दृश्य, उच्चारण शब्दकोष में वृद्धि	मौखिक अभ्यास, चित्र मिलान मूल्यांकन : * पहचान-2 अंक * सही बनावट-2 अंक * स्वरों का चित्रों से मिलान--2 अंक	बच्चे स्वर पहचानने, बोलने और लिखने में सक्षम होंगे
व्यंजन (क - ह)	व्यंजनों की पहचान और बोलने का अभ्यास	कविता गीत फ्लैश कार्ड तथा लेखन विधि गतिविधि : व्यंजनों के कार्ड देकर बच्चों को क्रम अनुसार खड़े होने के लिए कहा जाएगा । https://youtu.be/-yVrCXpnb98?feature=shared	भाषा, स्मृति, उच्चारण लेखन कौशल का विकास	मौखिक व लेखन अभ्यास कार्यपत्रिका मूल्यांकन : * मौखिक उच्चारण-3 अंक * सही बनावट-2 अंक * क्रमानुसार ज्ञान-2 अंक	सभी व्यंजन पहचानने और बोलने में सक्षम होंगे हिंदी भाषा में रुचि उत्पन्न होगी। सभी व्यंजन लिखने में सक्षम होंगे ।


दो वर्ण वाले शब्द	सरल शब्दों को जोड़कर पढ़ना व समझना	शब्द कार्ड्स, बोर्ड गेम्स, क्लास गतिविधियाँ गतिविधि : व्यंजनो के कार्ड बाँटकर दो वर्ण के शब्द बनाएँगे ।	पढ़ने, समझने, शब्द निर्माण	शब्द पढ़ना-बोलना कार्यपत्रिका श्यामपट्ट परीक्षा : मूल्यांकन : <ul style="list-style-type: none"> लिखावट- 2 अंक शब्दों का स्पष्ट उच्चारण- 2 अंक 	दो वर्ण वाले शब्द पहचानकर बोल व लिख सकेंगे
तीन वर्ण वाले शब्द	तीन वर्ण वाले शब्दों का अभ्यास	चित्र-पहचान, कहानी, ट्रेसिंग	शब्द ज्ञान, लेखन कौशल	वर्कशीट, मौखिक/लिखित मूल्यांकन	तीन वर्ण वाले शब्द पढ़ने, बोलने व लिखने में दक्ष होंगे

ANNUAL CURRICULUM PLAN

SUBJECT - MATHS

SESSION- 2025-26

<u>TOPIC</u>	<u>LEARNING OUTCOME</u>	<u>METHODOLOGY</u>	<u>SKILLS DEVELOPED</u>	<u>ASSESSMENT</u>	<u>LEARNING OUTCOMES / IMPACT</u>
<p>➤ Pre Number Concepts</p> <p>The children have the understanding of shape, size, colour, quantity and patterns.</p>	<ul style="list-style-type: none">• To explore the role of mathematics in day-to-day life without actually doing difficult math.• To discriminate between the objects that are either the same or different.	<ul style="list-style-type: none">• Showing real life objects to make comparison.• Activities like sorting, matching, attributes, understanding patterns, identification and classification.• For each pre number concept, activities, worksheet will be done. For eg- tall/short, thick/thin, big small.	<ul style="list-style-type: none">❖ Classification❖ Sequencing❖ Numerical Concepts❖ Language skills	<ul style="list-style-type: none">▪ Flashcards▪ Blackboard test▪ Individual▪ Group <p>Rubrics:</p> <ul style="list-style-type: none">• Colouring image (2)• Sorting objects (2)• Speaking (1)	<ul style="list-style-type: none">• Children learn to solve the pre number concept values.• Children can find math easy, fun and interesting after the mastery of these concepts..

		 <p>THICK & THIN Tick ✓ the object which is thin</p> <p>The worksheet shows a 4x2 grid of images. Each image has a checkbox to its left. The images are: a thick blue box, a thin blue box, a thick pink candle, a thin pink candle, a thick yellow banana, a thin yellow banana, a thick brown pencil, and a thin brown pencil.</p> <p>https://youtu.be/fBcYFp6u5nw?feature=shared</p>			
<p>➤ Counting of numbers forward 1-100, backward 50-0</p> <p>Children are familiar with numbers up to 20.</p>	<ul style="list-style-type: none"> To enable children to sequence and recognize numbers in forward and backward order. 	<ul style="list-style-type: none"> Recitation method Writing of numbers in notebook. Activity- Number cards from 1-100 can be written on the paper squares and hidden in the class or school ground. Kids will be asked to 'hunt' and stand in the sequence in the corridor. 	<ul style="list-style-type: none"> ❖ Oral skills ❖ Writing skills ❖ Rote memory 	<ul style="list-style-type: none"> Individual Group Oral Written <p>RUBRICS:</p> <ul style="list-style-type: none"> Number recognition (2) Counting sequence (3) Number placement (3) Participation (2) 	<ul style="list-style-type: none"> Children are able to write the counting themselves.



<https://youtu.be/y3GynqBwV1M?feature=shared>

<p>Number activities- After, Before, Between, Missing or Put the Sign</p> <p>Children can do these activities with numbers upto 20</p>	<ul style="list-style-type: none"> • Children will learn to recognize the order of numbers. • To improve the child's counting skill 	<ul style="list-style-type: none"> • Using number line, different number activities are done. • Handouts • Worksheet 	<ul style="list-style-type: none"> ❖ Knowledge skills ❖ Improve readiness for number concepts ❖ Sorting ❖ Problem solving ability 	<ul style="list-style-type: none"> ▪ Handouts ▪ Worksheets ▪ Flashcards ▪ Blackboard test ▪ Individual ▪ Group <p>RUBRICS:</p> <ul style="list-style-type: none"> • Identification of before, after, between numbers (5) • Engagement of numbers (5) 	<ul style="list-style-type: none"> • Students are able to improve their basic mathematics skills. • Able to use symbols when comparing numbers.

- Number related

Put in the number which comes before, between or after.

Before	Between	After
___ 29	33 ___ 35	17 ___
___ 18	5 ___ 7	30 ___
___ 36	21 ___ 23	9 ___
___ 7	12 ___ 14	25 ___
___ 25	19 ___ 21	11 ___
___ 31	37 ___ 39	39 ___
___ 1	7 ___ 9	3 ___
___ 23	26 ___ 28	29 ___



exercises in book.

<https://youtu.be/lnjhUwb8iMw?feature=shared>

Activity: Cutouts of numbers 1-100, toy trains or number line. Kids will place the missing numbers (before, after, between, missing numbers), worksheets

Number
Names 1-10

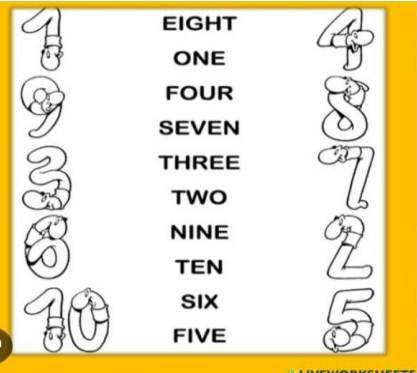
- To enable children to write


- Oral drilling

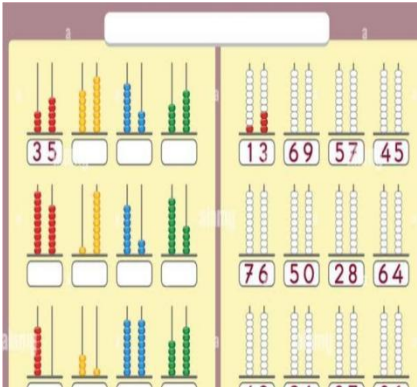
- ❖ Speaking skills
- ❖ Language skills

- Handouts
- Worksheets


- Children become



Children can recite the counting 1-10 and can recognize the number	<p>the number and corresponding number names.</p> <ul style="list-style-type: none"> To acquaint children with the spellings of given number name. 	 <ul style="list-style-type: none"> Practice of spellings on blackboard/ drawing sheet. Writing number with it's number name in the notebook Activity- Unscramble the letters and for a number name. Eg ESVEN- SEVEN Read the number and fingerprint counting. <p>https://youtu.be/KK6aKpoy7Nw?feature=shared</p>	<ul style="list-style-type: none"> ❖ Memory skills ❖ Conceptual skills 	<ul style="list-style-type: none"> Flashcards Blackboard test Individual Group <p>RUBRICS:</p> <ul style="list-style-type: none"> Recognition (2) Writes number names (5) Matches names with correct numbers (3) 	<p>confident with the spellings and can match number with it's number name.</p>
Addition(singles digit)	<ul style="list-style-type: none"> Students will be able to represent 	<ul style="list-style-type: none"> Using story method Using real life objects 	<ul style="list-style-type: none"> ❖ Problem solving skills ❖ Critical thinking skills 	<ul style="list-style-type: none"> Handouts Worksheets 	<ul style="list-style-type: none"> Recall and use these properties

<p>Children can count the numbers with the help of pictures</p>	<p>numbers and show putting together with the sign of addition called Plus (+).</p>	<ul style="list-style-type: none"> • Addition on number line • Book exercise • Handouts <div data-bbox="627 383 1034 865"> <p>Count the objects to complete each addition problem.</p>  </div> <ul style="list-style-type: none"> • Worksheets <p>https://youtu.be/k9IMztXsCA s?feature=shared</p> <p>Activity: Playing with objects and adding more to the basket and counting in total. Using fingers and mind method for adding.</p>	<ul style="list-style-type: none"> ❖ Analytical skills ❖ Conceptual skills 	<ul style="list-style-type: none"> ▪ Flashcards ▪ Blackboard test ▪ Individual ▪ Book <p>RUBRICS:</p> <ul style="list-style-type: none"> • Solves sums (2) • Using correct method (2) • Confidence (1) 	<p>of addition when doing sums.</p> <ul style="list-style-type: none"> • Able to know the words used for the basic operation of addition.
---	---	---	--	---	--

<p>Abacus</p> <p>Children have the understanding of counting upto 100.</p>	<ul style="list-style-type: none"> To teach arithmetic calculation to children To develop mental math ability and skills. 	<ul style="list-style-type: none"> Counting of real-life objects. Beads string on wires to perform arithmetic  <p>calculations.</p> <p>Activity: use a shoe box and put 2 rods to represent Tens and Ones. Now kids will place rings to depict the numbers.</p>	<ul style="list-style-type: none"> ❖ Memory skills ❖ Listening skills ❖ Observation skills ❖ Brain storming skills 	<ul style="list-style-type: none"> ▪ Handouts ▪ Worksheets ▪ Flashcards ▪ Blackboard test <p>RUBRICS:</p> <ul style="list-style-type: none"> • Bead manipulation (3) • Speed and accuracy (2) 	<ul style="list-style-type: none"> Children are able to use their hands and a tool with beads to calculate numbers. Children are able to draw/ put correct number of beads at tens and ones place.
--	---	--	--	---	--

EVS - ANNUAL CURRICULUM PLAN 2025-26

TOPIC	LEARNING OBJECTIVES	METHODOLOGY	SKILL DEVELOPED	ASSESSMENT	LEARNING OUTCOMES & IMPACT
<p>1) Myself</p> <ul style="list-style-type: none"> • Body parts • Actions • Feelings • Courtesies • Birthday 	<p>→Children will be able to learn the similarities and differences about them and their friends.</p> <p>→They will be able to understand different action feelings and courtesies.</p> <p>→They will understand about good touch and bad touch.</p> 	<ul style="list-style-type: none"> • Introduction of Myself with mirror activity • Action game • Drawing • Reading through picture dictionary book • Questionnaire <p>ACTIVITY: Game related to touching of body parts along with music</p> <p>https://youtu.be/SUt8q0EKbms?feature=shared</p>	<ol style="list-style-type: none"> 1. Speaking Skill. 2. Skill to respect their body and its safety. 	<p>Class discussions</p> <p>Question and answer</p> <p>Rubrics:</p> <ul style="list-style-type: none"> • Identification (3) • Participation (3) • Pronunciation (2) • Listening and following instruction(2) 	<ul style="list-style-type: none"> • To recognize the parts of body and their functions • To inculcate good habits in their daily routine. • Correlate different actions with their daily routine. <p>Inculcate the use of magical words like sorry, please, thank you.</p>

<p>The living world</p> <ul style="list-style-type: none"> • Wild animals • Farm and pet animals • Water animals • Birds • □ Flowers • Food • Fruits • Vegetables 	<p>→Children will be able to identify and differentiate among animals.</p> <p>→They will learn about different habitats.</p> <p>→Children will learn about different color and shapes.</p>  	<ul style="list-style-type: none"> • PPT • Picture dictionary book • Role play • Mask making • Drawing • Reading through picture dictionary book <p>Questionnaire</p> <ul style="list-style-type: none"> • Visit to garden • PPT • Activity - Paper folding flowers • Reading through picture dictionary book • Questionnaire <p>ACTIVITY: Enactment /Role play of animals.</p> <p>https://youtu.be/x2-LEEPCRRg?feature=shared</p>	<ol style="list-style-type: none"> 1. Visual skills 2. Grammatical skills 3. speaking Skills 	<p>Worksheet Quiz Class Discussions</p> <p>Rubrics:</p> <ul style="list-style-type: none"> • Identification (3) • Participation (3) • Pronunciation (2) • Identifications and answers questions (2) 	<ul style="list-style-type: none"> • Enable the learner to differentiate between pet/wild/farm. • Learn about eating habits, sound, young ones and habitat of animals. • To give them knowledge about products we get from animals. • Teaching learners about flowers and how to care for them • Helps to differentiate between junk and healthy food • Realise the importance of eating healthy food, ill effects of eating junk food. • Recognise and differentiate between fruits and vegetable Importance of eating fruits and vegetables <p>To tell them about one and many seed fruits, raw and cooked vegetables</p>
---	---	---	---	---	--






<https://youtu.be/2pVKqxvqC4M?feature=shared>


<https://youtu.be/RL0JSHQfZ84?feature=shared>



<https://youtu.be/mUqwKequriw?feature=shared>

https://youtu.be/MY-O_dv-GUs?feature=shared

<p>The world around us</p> <ul style="list-style-type: none"> • Family • House • Rooms in a house • Things in a house • Furniture • Toys and games • Clothes • Accessories • Neighborhood • Beach • Places of worship • Nature 	<p>→Children will be able to understand the relation between family members. →They will also understand importance of home clothes and different seasons.</p>  	<ul style="list-style-type: none"> • Reading through picture dictionary • book • Questionnaire • Role play • Collage making • Drawing <p>ACTIVITY- Paper Boat</p> <p>Pairing and Sorting of picture cards.</p> <p>https://youtu.be/FHaObkHEkHQ?feature=shared</p> <p>https://youtu.be/aEM9d_8_i0k?feature=shared</p> <p>https://youtu.be/WtkN7Xan1TU?feature=shared</p> <p>https://youtu.be/xa0K-HgdiUk?feature=shared</p>	<ol style="list-style-type: none"> 1. Visual Skills 2. Conative Skills 3. Oratory skills 	<p>Quiz Pairing Game</p> <p>RUBRICS:</p> <ul style="list-style-type: none"> • Participation (3) • Pronunciation (3) • Identifications and answering questions (4) 	<p>To understand the importance of family to imbibe family values in the children</p> <p>Importance and use of different rooms in the house</p> <p>And things seen in the respective rooms</p> <p>To make the learner aware of the clothing and accessories used in different seasons</p> <p>Students are able to know the need for Public Places in a locality.</p> <p>To know about the recreational places.</p> <p>To improve their vocabulary and learn new words</p> <p>To know about different religions and places of worship</p> <p>Enable learner to understand that weather changes according to the season</p> <p>To improve their vocabulary and learn new words</p>
--	--	--	---	--	--

		https://youtu.be/qeJOfsxPYPk?feature=shared			
<p>Travel and work</p> <ul style="list-style-type: none"> • Water transport • Land transport • Air transport • Special vehicle • Road safety • People at work • Office 	<p>→Children will be able to identify different means of transport. →They will understand the uniqueness and similarity between different transport. →They will understand about road safety .</p> 	<ul style="list-style-type: none"> • Drawing • PPT • Reading through picture dictionary • book • Questionnaire • Audio and visual aids • Skill to respect their body and its safety. <p>ACTIVITY: Making of Flash Cards of different transport.</p> <p>https://youtu.be/xa0K-HgdiUk?feature=shared</p>	<p>1.Conative skills 2.Speaking skills 3.Vocabulary enhancement</p>	<p>Class interactions</p> <p>RUBRICS:</p> <ul style="list-style-type: none"> • Attentiveness (2) • Participation (3) • Pronunciation (2) • Identification and answering questions (3) 	<p>Enable learner to differentiate the means of transport Knowledge about traffic rules Follow safety measures</p> <p>Enable the students to identify various helpers found in society and their importance in our lives.</p> <p>To give knowledge about their tools. To familiarize about the things used in the office</p>

		https://youtu.be/qeJOfsxPYPk?feature=shared https://youtu.be/vKIuG5Lse7A?feature=shared			
<p>The creative world</p> <ul style="list-style-type: none"> • Musical instruments • Sports • Tools • Cartoon character 	<p>→Children will be able to recognize different instruments, sports and tools around them. →They will be able to understand safety rules while using these.</p> 	<ul style="list-style-type: none"> • Drawing • Reading through picture dictionary • book • Questionnaire • Audio and visual aids <p>ACTIVITY: Pickup the right card</p> <p>https://youtu.be/EfxLKuw9was?feature=shared</p> <p>https://youtu.be/_Y3eiDxtnIM?si=nMxlbIydNS2nKRvr</p>	<p>1.Speaking Skills 2.Esthetic skills 3.Vocabulary Enhancement</p>	<p>Class Interaction Quiz</p> <p>RUBRICS:</p> <ul style="list-style-type: none"> • Attentiveness (2) • Participation (3) • Pronunciation (2) • Identifications and answers questions (3) 	<p>Recognition of objects and famous personalities To know their names and improve their vocabulary Categorising things</p>

<p>The Basic</p> <ul style="list-style-type: none"> • Animal alphabet • Colours • Numbers • Shapes • Opposites 	<p>→Children will be able to recognize sounds colors animals and shapes</p>  <p>★ List of Opposites</p> 	<ul style="list-style-type: none"> • Drawing • Reading through picture dictionary book • Questionnaire • Audio and visual aids <p>ACTIVITY: jump on the given number/shape/color</p> <p>https://youtu.be/ohaXcHwUWY0?feature=shared</p> <p>https://youtu.be/3JDWR6SXSnk?feature=shared</p> <p>https://youtu.be/qhOTU8_1Af4?feature=shared</p>	<ol style="list-style-type: none"> 1. Conative skills 2. reading skills 3. speaking Skills 	<p>Games Class discussion Quiz</p> <p>RUBRICS:</p> <ul style="list-style-type: none"> • Attentiveness (2) • Participation (3) • Pronunciation (2) • Identifications and answers questions (3) 	<p>Co-relate the objects with the colour and shapes. Categorise the</p>
---	---	---	---	---	---