



ANNUAL CURRICULUM PLAN SUBJECT -


ENGLISH SESSION- 2025-26


<u>TOPIC</u>	<u>LEARNING OBJECTIVES</u>	<u>METHODOLOGY</u>	<u>SKILLS DEVELOPED</u>	<u>ASSESSMENT</u>	<u>LEARNING OUTCOMES / IMPACT</u>
APRIL-MAY					
LITERATUE MEET MY FAMILY	<ul style="list-style-type: none">• To enable students to read simple sentences with proper pronunciation .• To explain new words to enhance their vocabulary.	<ul style="list-style-type: none">➤ Reading and understanding new words.➤ Explain, discuss, and enact the story.➤ Audio-visual aid.➤ Roleplay➤ Activity-Making a Family Tree On A Drawing Sheet.	<ul style="list-style-type: none">❖ Reading skills.❖ Communication skills.❖ Writing skills.❖ Language skills.❖ Imaginative skills.	<ul style="list-style-type: none">▪ Handouts▪ Worksheets▪ Individual▪ Group▪ Quiz▪ Questionnaire	<ul style="list-style-type: none">○ Students will be able to read with proper pronunciation.○ Students will be able to do the exercise of the lesson in writing.○ Students will be able to enact with proper

	<ul style="list-style-type: none"> To familiarize and introduce their family members. 				voice modulation.
POEM IF YOU ARE HAPPY	<ul style="list-style-type: none"> To enable learners to recite the poem with proper action and voice modulation. To make them aware of action words. 	<ul style="list-style-type: none"> ➤ Recitation ➤ Dramatization ➤ Audio-visual aid 	<ul style="list-style-type: none"> ❖ Understanding skills ❖ Creativity ❖ Language skills ❖ Teamwork 	<ul style="list-style-type: none"> ▪ Group ▪ Individual ▪ Oral 	<ul style="list-style-type: none"> ○ Students will be able to recite the poem with proper intonation in group and individually. ○ Students will be able to do actions properly.
GRAMMAR 1.BLEND WORDS	<ul style="list-style-type: none"> To identify and manipulate the sounds in the words. 	<ul style="list-style-type: none"> ➤ Oral discussion ➤ Activity-Children will see picture and learn new blend words. 	<ul style="list-style-type: none"> ❖ Phonemic awareness skill ❖ Reading skill ❖ Brain storming 	<ul style="list-style-type: none"> ▪ PPT ▪ Oral ▪ Written 	<ul style="list-style-type: none"> ○ Students will be able to spell new words with different blend sounds.


	<ul style="list-style-type: none"> To develop phonological and phonemic awareness. 				
2.USE OF THIS/THAT /THESE/ THOSE	<ul style="list-style-type: none"> To make them learn and practice in sentences for things that are near and far. To make them practice with singular plural. 	<ul style="list-style-type: none"> ➤ Pointing things in classroom ➤ Real examples ➤ Board Game with pictures 2 Teams Cards with This/That/These/ Those 	<ul style="list-style-type: none"> ❖ Reading skill ❖ Writing skill ❖ Analyzing ❖ Critical thinking 	<ul style="list-style-type: none"> ▪ Handouts ▪ Notebooks ▪ Worksheet file 	<ul style="list-style-type: none"> ○ Students will be able to analyze the things which are near and far and also be able to use This/That/These /Those at the specific place.

3. USE OF				❖ Handouts	❖ Students will be	❖
USE OF ARTICLES	<ul style="list-style-type: none"> ❖ Students will be able to recognize and understand the role of articles in sentences. ❖ Students will be able to use “a” before words that begins with consonant sounds and “an “ before words that begins with vowel sounds. 	<ul style="list-style-type: none"> ➤ Show pictures of common objects and introduce the articles with each visuals. ➤ Ask students about things in the classroom. ➤ Flashcards ➤ ACTIVITY Sorting the pictures-Create two boxes labelled as “a /an”. Show the students different objects or pictures and have them decide which box the article should go into. 	<ul style="list-style-type: none"> ❖ Language skills ❖ Conceptual skills ❖ Reasoning skills ❖ Attention skills ❖ Imaginative skills 	<ul style="list-style-type: none"> ✧ Worksheet with visuals. ✧ Blackboard test ✧ Picture and article matching. 	<ul style="list-style-type: none"> ○ Able to identify articles in spoken and written sentences. ○ Able to use the articles correctly. ○ Able to identify articles in short sentences. 	○


<p>➤ TRACY'S SHOES</p>	<ul style="list-style-type: none"> ❖ To enable learners to listen and comprehend. ✧ To know about different helpers 	<p>➤ Reading and underlining new words.</p> <p>➤ ACTIVITY</p> <p>➤ The children will be shown the flash words and they will tell about the helper and things used by them.</p> 	<ul style="list-style-type: none"> ❖ Imaginative skills ❖ Reading skills ❖ Understanding skills 	<ul style="list-style-type: none"> ❖ Group ❖ Individual ❖ Group 	<p>➤ Children will be able to do the exercises at the end of the chapter.</p> <p>➤ Will be able to describe a helper.</p>	➤
<p>JULY LITERATURE</p> <p>➤ THE SCHOOL PICNIC</p>	<ul style="list-style-type: none"> ❖ To enable learner to read the story and answer the questions in proper English Language. 	<p>➤ PPT</p> <p>➤ Handouts</p> <p>➤ Reading aloud</p> <p>➤ Oral discussion</p>	<ul style="list-style-type: none"> ❖ Language skills ❖ Conceptual skills ❖ Reasoning skills ❖ Attention skills 		<ul style="list-style-type: none"> ○ Children will be able to read with better understanding, speed and accuracy. 	

	<ul style="list-style-type: none"> ➤ To enhance cognitive skills to take part in individual activities. <p>To know the value of school picnic.</p>	<ul style="list-style-type: none"> ➤ Activity- Virtual Trip to Zoo with Snacks Party 			<ul style="list-style-type: none"> ❖ Children will be able to develop analytical and critical thinking skills by means of experimental learning. 	❖
POEM I WONDER	<ul style="list-style-type: none"> ➤ To enable learners to grasp the essence of the poem and talk about family members. ➤ To enable learners, 	<ul style="list-style-type: none"> ➤ Sensory board ➤ Recite and rejoice ➤ Dramatization 	<ul style="list-style-type: none"> ❖ Speaking skills ❖ Imaginative skills ❖ Understanding 	<ul style="list-style-type: none"> ▪ Group ▪ Individual ▪ Oral 	<ul style="list-style-type: none"> ○ Student will be able to develop strong bonding between family members. ○ They will be able to sing along the poem rhythmically. 	❖

GRAMMAR 1 NAMING WORDS (NOUNS)	<ul style="list-style-type: none"> To enable students to identify naming word as names of person, place, animal, things and sort out from the list of words. 	<ul style="list-style-type: none"> ➤ Real examples ➤ PPT ➤ Handouts ➤ Activity Game- Person Place Animal Thing Shirts- Pockets Words written on Chits and 	<ul style="list-style-type: none"> ❖ Cognitive skills ❖ Word building skills ❖ Classification ❖ Grammar skills 	<ul style="list-style-type: none"> ▪ Group ▪ Individual ▪ Oral ▪ Written 	<ul style="list-style-type: none"> ○ Children will be able to pick out the nouns from given sentences. ○ They will be able to write naming words on their own and read them.
---	---	---	--	--	--

	<ul style="list-style-type: none"> To enable them to do exercises related to the topic. 	 <p>Kept in Correct Pocket.</p>			
--	--	---	--	--	--

























2. PRONOUN S (I, YOU, HE, SHE, IT, WE, THEY)	<ul style="list-style-type: none"> • To enable students to distinguish between singular and plural pronouns. • To identify the pronouns • To use the pronouns in place of nouns. 	<ul style="list-style-type: none"> ➤ Sensory board ➤ Worksheets ➤ Grammar book 	<ul style="list-style-type: none"> ❖ Reasoning ❖ Reading readiness ❖ Critical thinking 	<ul style="list-style-type: none"> ▪ Worksheets ▪ Handouts ▪ Quiz 	<ul style="list-style-type: none"> ○ Children will be able to identify and choose the correct pronoun. ○ They will be able to replace nouns with pronouns.
--	---	---	---	--	--

		<p>➤ Pronoun Matching Activity-Draw Picture on One Side and Write Correct Pronoun.</p> 			
--	--	--	--	--	--


CLASS PRESENTATION “MY FAMILY “	<ul style="list-style-type: none"> ➤ Students will learn and use new vocabulary words related to his/her family. ➤ Able to use complete sentences . 	<ul style="list-style-type: none"> ❖ Introduction to presentation ❖ Use of examples ❖ Guiding students step by step - How to organize their thoughts. ❖ Reinforce with examples. 	<ul style="list-style-type: none"> ❖ Vocabulary development ❖ Language skills ❖ Confidence ❖ Oral communication 	<ul style="list-style-type: none"> ➤ Oral assessment ➤ Voice modulation ➤ Gestures 	<ul style="list-style-type: none"> ➤ Students will be ➤ Able to speak clearly ➤ Confidently ➤ Organize thoughts and ideas ➤ Use of good vocabulary words.
AUGUST LITERATURE . THE GRANNY’S BIRTHDAY	<ul style="list-style-type: none"> • To enable learners to talk about their birthday celebrations. • To enable learners to read the text with appropriate pronunciation and pauses. 	<ul style="list-style-type: none"> ➤ Sensory Board ➤ Read examples ➤ Activity - Children will Draw their <div data-bbox="687 911 999 1160" data-label="Image"> </div> <p>Birthday Party Scene on Drawing Sheet.</p>	<ul style="list-style-type: none"> ❖ Gross motor skills ❖ Imaginative skills ❖ Creativity ❖ Writing skills 	<ul style="list-style-type: none"> ▪ Worksheets ▪ Quiz 	<ul style="list-style-type: none"> ○ Children will be able to know the value of grandparent’s emotions. ○ Children will be able to identify and write names of objects used during a birthday party.


GRAMMAR 1.USE OF IS, AM, ARE	<ul style="list-style-type: none"> ➤ To enable learners understand the usage of is/am/are. ➤ To enable learners to identify helping verbs. 	<ul style="list-style-type: none"> ➤ Worksheets ➤ Handouts ➤ Sentence practice on blackboard 	<ul style="list-style-type: none"> ❖ Reasoning ❖ Reading skills ❖ Language skills 	<ul style="list-style-type: none"> ▪ Written ▪ Handouts ▪ Worksheets 	<ul style="list-style-type: none"> ○ Children will be able to use the correct helping verb from the bracket,
2.PICTURE READING (WORDS)	<ul style="list-style-type: none"> ➤ To develop early literacy skill. ➤ To enhance visual thinking. 	<ul style="list-style-type: none"> ➤ Interact about the picture. ➤ Draw, color and name the words. ➤ Sensory board 	<ul style="list-style-type: none"> ❖ Imaginary skills ❖ Writing skills ❖ Thinking skills 	<ul style="list-style-type: none"> ▪ Individual ▪ Blackboard test 	<ul style="list-style-type: none"> ○ Children will be able to build language and improve vocabulary. ○ They will be able to inculcate
	<ul style="list-style-type: none"> • To be able to write new words with correct spellings. 				confidence in reading.
SEPTEMBER Literature					
1. THE COLOURS OF NATURE (Poem)	<ul style="list-style-type: none"> • To enable students to respond to the questions based on 	<ul style="list-style-type: none"> ➤ Explain, discuss and enact the story. ➤ Audio-visual aid ➤ Activity-Ti-pi Tipi 	<ul style="list-style-type: none"> ❖ Memory ❖ Speaking skills ❖ Understanding ❖ Imaginative 	<ul style="list-style-type: none"> ▪ Individual ▪ Group ▪ Oral 	<ul style="list-style-type: none"> ○ Children will be able to name, identify, color and tell different things related to each



	<p>lessons , stories in bilingual language or English language.</p> <ul style="list-style-type: none">● To make them aware of different colours and express gratitude towards mother nature .	<p>Tap</p> <p>Name the color and draw pictures related to the color.</p> <p>Colors of Nature</p> <table><tr><td>black/white</td><td>red</td><td>yellow</td></tr><tr><td>orange</td><td>green</td><td>blue</td></tr><tr><td>purple</td><td>pink</td><td>brown</td></tr></table>	black/white	red	yellow	orange	green	blue	purple	pink	brown			colour.
black/white	red	yellow												
orange	green	blue												
purple	pink	brown												

GIGGLES HAS A TOOTHACHE	<ul style="list-style-type: none">• To enable learner to use magic words like ‘sorry’, ‘please’ , ‘thank you’.• To enable learner to read and comprehend a simple comic strip.	<div><ul style="list-style-type: none">➤ Sensory Board➤ Hygiene and Health PPTs.➤ Activity-Role Play, Health Week</div> <div><div>Healthy or Unhealthy Habits</div><div>Put 'H' for Healthy Habits and 'U' for Unhealthy Habits.</div><table><tr><td> smoking</td><td> walking</td></tr><tr><td> eating vegetables</td><td> drinking wine</td></tr><tr><td> fighting</td><td> washing hands</td></tr><tr><td> vacuuming</td><td> eating junk food</td></tr></table></div> <div>Celebration</div>	 smoking	 walking	 eating vegetables	 drinking wine	 fighting	 washing hands	 vacuuming	 eating junk food	<ul style="list-style-type: none">❖ Conversation skills❖ Vocabulary development❖ Observation skills	<ul style="list-style-type: none">▪ Oral▪ Written▪ Book exercise▪ Individual▪ Group	<ul style="list-style-type: none">○ Children will be able to create dialogues and enact role play using simple sentences in English.○ Children will be able to understand value of Health and Hygiene.
 smoking	 walking												
 eating vegetables	 drinking wine												
 fighting	 washing hands												
 vacuuming	 eating junk food												


GRAMMAR SINGULAR/ PLURAL	<ul style="list-style-type: none"> ➤ To distinguish between singular and plural nouns. ➤ To enable learners, identify and form plural nouns by adding 's' and 'es'. 	<ul style="list-style-type: none"> ➤ One and Many with help of Pictures ➤ Flashcards 	<ul style="list-style-type: none"> ❖ Word building skills ❖ Language Skills 	<ul style="list-style-type: none"> ▪ Handout ▪ Oral ▪ Blackboard test 	Children will be able to change a singular noun to a plural form in words and sentences both.
2 CREATIVE WRITING	<ul style="list-style-type: none"> ➤ To enable learners to think and describe an object. ➤ To enable learners to frame sentences with given words. 	<ul style="list-style-type: none"> ➤ Show an object and do oral discussion. ➤ Idea box related to the object. 	<ul style="list-style-type: none"> ❖ Writing skills ❖ Imaginative skills 	<ul style="list-style-type: none"> ▪ Handouts ▪ Written 	<ul style="list-style-type: none"> ○ Children will be able to write short sentences with proper meaning, clarity and purpose on their own.
OCTOBER LITERATURE POEM 1. WHEN I GO HOME	<ul style="list-style-type: none"> • To enable learners to inculcate good daily habits and help 	<ul style="list-style-type: none"> ➤ Oral discussion ➤ Recitation <p>Activity Children will draw the things they use in their daily house chores.</p>	<ul style="list-style-type: none"> ❖ Imaginary skills ❖ Clarity of voice ❖ Rhetorical skills ❖ Gross motor skills 	<ul style="list-style-type: none"> ▪ Group ▪ Oral ▪ Individual 	<ul style="list-style-type: none"> ○ Children will be able to become independent and do their personal work and household work.


	<p>parents in household chores.</p> <ul style="list-style-type: none">• To be able to discuss daily routine.	<p>Household Chores</p>  <p>➤</p>			
2. DO NOT WASTE	<p>➤ To grasp the essence of the text and give opinion, right</p>	<p>➤ Daily life examples. ➤ Flashcards ➤ Ppt ➤ Activity</p>	<p>❖ Observational skills ❖ Thinking skills ❖ Gross Motor skills</p>	<p>▪ Individual ▪ Group ▪ Oral ▪ Written</p>	<p>○ Children will be able to use the acquired knowledge and</p>



	<p>or wrong of an action.</p> <ul style="list-style-type: none"> To enable learner to be conscious about natural resources and use the responsively. 	<p>Poster Making DO NOT WASTE</p> 	❖ Language skills		<p>apply in his/her daily life.</p> <ul style="list-style-type: none"> Children will be able to develop observational, analytical and critical thinking by means of experiential learning.
GRAMMAR 1.HAS/HAVE	<ul style="list-style-type: none"> To recognize the correct usage for the words 'has' and 'have'. To enable learner understand the key rule of has - used with singular nouns and have - used with the third person plural. 	<ul style="list-style-type: none"> ➤ Rpts ➤ Flashcards ➤ Notebook ➤ Grammar book 	<ul style="list-style-type: none"> ❖ Reasoning skills ❖ Working skills ❖ Reading readiness 	<ul style="list-style-type: none"> ▪ Individual ▪ Blackboard test ▪ Group 	<ul style="list-style-type: none"> Children will be able to demonstrate the ability to correctly use the verbs 'has' and 'have'.

<p>NOVEMBER LITERATURE 1 STAY FIT ALWAYS</p>	<ul style="list-style-type: none"> To enable learners to develop interest in healthy habits and avoid unhealthy habits 	<ul style="list-style-type: none"> ➤ Picture conversation ➤ Oral discussion <p>Activity Children will do</p>  <ul style="list-style-type: none"> ➤ Zumba dance and aerobics with music 	<ul style="list-style-type: none"> ➤ Understanding skills ➤ Observational skills ➤ Motor skills 	<ul style="list-style-type: none"> ➤ Group ➤ Individual ➤ Oral 	<ul style="list-style-type: none"> ➤ Children will be able to indulge-them in physical activities and understand the value of staying fit.
<p>POEM 1. THE FRIENDLY HELPERS</p>	<ul style="list-style-type: none"> To enable learner to grasps the essence of the poem and know about different helpers. To enable learners listen enjoy the poem with proper actions and gestures. 	<ul style="list-style-type: none"> ➤ Dramatisation ➤ Recitation ➤ Role play act like different helpers. 	<ul style="list-style-type: none"> ❖ Listening ❖ Speaking ❖ Role memory ❖ Grasping 	<ul style="list-style-type: none"> ▪ Recite and record the poem. ▪ Group recitation 	<ul style="list-style-type: none"> ○ Children will be able to tell about different helpers and act like them. ○ Children will be able to write things used by different helpers.

GRAMMAR 1.PUNCTU ATION	<ul style="list-style-type: none">• To enable learners to write simple sentences.• To understand the format of a sentence I.e. full stop, capital letter and question mark.	<ul style="list-style-type: none">➤ Blackboard➤ Grammar bookHandout	<ul style="list-style-type: none">❖ Reading skills❖ Observation skills❖ Thinking skills	<ul style="list-style-type: none">▪ Handout▪ Worksheet▪ Notebook	<ul style="list-style-type: none">○ Children will be able to punctuate the sentences using punctuation marks.
------------------------------	--	---	---	--	---

<p>2 DOING WORDS OR ACTION WORDS OR VERBS</p>	<ul style="list-style-type: none"> • To enable learners to recognize action words and do actions accordingly. • To make them understand that action words are also called verbs. 	<p>➤ Action game ➤ Audio visual aid ➤ Activity</p> <p>See the picture identify actions and write them.</p> 	<ul style="list-style-type: none"> ❖ Gross motor skills ❖ Language skills ❖ Word building skills 	<ul style="list-style-type: none"> ▪ Oral ▪ Handout ▪ Worksheet ▪ Written 	<ul style="list-style-type: none"> ○ Children are able to identify action words. ○ They are able to fill in the blanks using the correct action word.
---	--	--	---	---	---

PREPOSITION	<ul style="list-style-type: none"> To enable learners to be aware of position words like in, on, under, above, between, etc. To identify and clear the usage of different position words with the help of pictures and sentences 	<ul style="list-style-type: none"> Ppt Flashcards Sensory board Real examples Activity <p>Children will use their belongings and keep them according to teacher's instruction.</p> 	<ul style="list-style-type: none"> ❖ Imaginative ❖ Language skills ❖ Analyse 	<ul style="list-style-type: none"> ▪ Handout ▪ Blackboard ▪ Individual 	<ul style="list-style-type: none"> ○ Children will be able to use the correct prepositions in the given sentences.
DECEMBER Literature 1Ria's Birthday	<ul style="list-style-type: none"> ➤ To enable learner to feel the thrill of birthday celebration 	<ul style="list-style-type: none"> ➤ Sensory board ➤ Oral discussion ➤ ACTIVITY- Draw a birthday party scene. 	<ul style="list-style-type: none"> ➤ Creativity ➤ Gross motor skills ➤ Writing skulls ➤ Conversational skills. 	<ul style="list-style-type: none"> ➤ Handout ➤ Quiz ➤ blackboardtest 	<ul style="list-style-type: none"> ➤ Children will be able to prepare themselves for birthday party. <p>They will be able to write the names of things used in</p>

	➤ To know the steps for planning the celebration.				the party.
POEM 1. THE SWING	<ul style="list-style-type: none"> • To enable learner recite poem collectively with actions and intonations. • To enable learner to know the pleasant thing a child can do while playing on a swing. 	➤ Recitation ➤ Dramatisation ➤ Audio Visual Aid ➤ Activity 1. Nature Walk 2. Draw a swing in a park and colour it. 	❖ Understanding skills ❖ Imaginative skills ❖ Speaking skills Teamwork	<ul style="list-style-type: none"> ▪ Group ▪ Individual Oral	<ul style="list-style-type: none"> ○ Children will be able to read and comprehend questions related to the poem. <p>Children will be able to listen and follow instructions to carry out an activity.</p>

GRAMMAR 1.DESCRIBING WORDS	<ul style="list-style-type: none"> • To enable learners be aware of simple describing words with the help of pictures. • To identify the describing words. 	<ul style="list-style-type: none"> ➤ Audio visual aid. ➤ Interaction ➤ Pictures 	<ul style="list-style-type: none"> ❖ Informative skills ❖ Imaginary skills ❖ Active listening skills 	<ul style="list-style-type: none"> ▪ Quiz ▪ Handouts ▪ Self assessment 	<ul style="list-style-type: none"> ○ Children will be able to use describing words to describe a noun. ○ Children will be able to spell the words correctly.
2 PICTURE READING WITH SENTENCES	<ul style="list-style-type: none"> • To enable learners to observe the picture and write few sentences about the given picture. 	<ul style="list-style-type: none"> ➤ Interact about the picture. ➤ By giving helping words. 	<ul style="list-style-type: none"> ❖ Thinking skills ❖ Language skills ❖ Grammar skills 	<ul style="list-style-type: none"> ▪ Oral ▪ Written ▪ Blackboard 	<ul style="list-style-type: none"> ○ Children will be able to write sentences on the given picture using action words and describing words.

<p>JANUARY LITERATURE</p> <p>1. THE MAGIC SHOW</p>	<ul style="list-style-type: none"> • To enable learner to get enjoyment through the reading. • To enable learner create new words by adding or replacing a letter. 	<ul style="list-style-type: none"> ➤ Reading aloud ➤ Word building game ➤ Activity <p>Teacher will show simple magic bricks.</p>	<ul style="list-style-type: none"> ❖ Identify ❖ Analyse ❖ Interpret ❖ Experimenting learning 	<ul style="list-style-type: none"> ▪ Individual ▪ Oral discussion ▪ Blackboard test 	<ul style="list-style-type: none"> ○ Children will be able to use greetings like 'Hello' and have polite conversation. ○ They will be able to read and comprehend simple text.
<p>2 STAY SAFE</p>	<ul style="list-style-type: none"> • To get familiarise 	<ul style="list-style-type: none"> ➤ Ppt ➤ Sensory board 	<ul style="list-style-type: none"> ❖ Language skills 	<ul style="list-style-type: none"> ▪ Worksheet ▪ Individual 	<ul style="list-style-type: none"> ○ Children will be able to understand

	<p>with safety measures to be taken care of while at home or on road.</p> <ul style="list-style-type: none"> To wider knowledge about Do's and Don'ts of safety rules. 	<ul style="list-style-type: none"> ➤ Activity <ol style="list-style-type: none"> 1. Make a traffic light 2. Role Play 	<ul style="list-style-type: none"> ❖ Observation skills 	<ul style="list-style-type: none"> ▪ Group 	<p>and the traffic signboards and signals.</p> <ul style="list-style-type: none"> ○ They will be follow safety
GRAMMAR 1.CREATIVE WRITING	<ul style="list-style-type: none"> To enable learners to frame sentences with the given words. To think and write about a given object or picture. 	<ul style="list-style-type: none"> ➤ Oral discussion on the given topic. ➤ Frame sentences using idea box. ➤ Activity Show n' Tell 	<ul style="list-style-type: none"> ❖ Language skills ❖ Grammar skills ❖ Thinking skills ❖ Writing skills 	<ul style="list-style-type: none"> ▪ Flashcard ▪ Oral ▪ Written ▪ Handout ▪ Notebook 	<ul style="list-style-type: none"> ○ Children will be able to gain understanding of writing sentences with clarity and purpose. ○ They will be enhance knowledge of writing meaningful sentences.

CLASS PRESENTATION “MY BEST FRIEND “	<ul style="list-style-type: none"> ➤ Students will learn and use new vocabulary words related to his/her best friend. ➤ Able to use complete sentences . 	<ul style="list-style-type: none"> ❖ Introduction to presentation ❖ Use of examples ❖ Guiding students step by step - How to organize their thoughts. ❖ Reinforce with examples. 	<ul style="list-style-type: none"> ❖ Vocabulary development ❖ Language skills ❖ Confidence ❖ Oral communication 	<ul style="list-style-type: none"> ➤ Oral assessment ➤ Voice modulation ➤ Gestures 	<ul style="list-style-type: none"> ➤ Students will be ➤ Able to speak clearly ➤ Confidently ➤ Organise thoughts ➤ Use of good vocabulary words.
---	--	--	---	---	--

ANNUAL CURRICULUM PLAN (2025-26)**SUBJECT:HINDI****CLASS:1st**

Content	Learning Objectives	Methodology	Skills developed	Mode of Assessment	Learning Outcomes
आ की मात्रा	मात्रा की सही बनावट स्पष्ट उच्चारण तथा सही स्थान पर मात्रा लगाना शब्द भंडार में वृद्धि	श्यामपट पर आ की मात्रा की सही बनावट स्पष्ट उच्चारण समझाकर तथा संबंधित शब्दों के तथा चित्रों के फ्लैश कार्ड दिखाकर बच्चों को मात्रा से अवगत कराया जाएगा गतिविधि : ड्राइंग शीट पर शब्दलड़ी बनवाई * जाएगी तथा शब्दों के चित्र बनवाकर रंग भी भरेंगे । https://youtu.be/avSA7G3bY7Y?feature=shared	पठन, लेखन वाचन तथा श्रवण कौशल की विकास रचनात्मक कौशल तथा बौद्धिक क्षमता का विकास	उत्तरपुस्तिका कार्यपत्रिका हैंड आउट श्यामपट्ट परीक्षा मौखिक मूल्यांकन- स्पष्ट उच्चारण*-2 अंक सही बनावट *-2 अंक मात्रा का सही स्थान पर * प्रयोग-2 अंक	हिंदी भाषा में रुचि मात्राओं के शब्दों तथा छोटे सरल वाक्यों को पढ़ने वा लिखने में सक्षम हो जाएँगे।
पाठ्य पुस्तक प्रथम में कविता सब हमसे कहते	सही लय तथा ताल में कविता पाठ करना परिकल्पनात्मकता का बोध तथा नैतिक मूल्यों से अवगत कराना ।	उच्च स्वर में उचित हाव भाव के साथ सस्वर कविता पाठ करवाया जाएगा ।	सही लय में कविता पाठ पठन कौशल तथा रचनात्मक कौशल की विकास	कविता पाठ करवाया जाएगा मूल्यांकन : सही लय में कविता पाठ *-2 अंक उचित हाव भाव का प्रयोग *-1 अंक पूरी कविता का पाठ *-2 अंक	विचारों तथा मनोभावों का उजागर तथा संवेदनशीलता का विकास
इ तथा ई की मात्रा	मात्रा की सही बनावट स्पष्ट उच्चारण तथा सही स्थान पर	पठन लेखन तथा वार्तालाप विधि स्मार्ट बोर्ड की सहायता से सचित्र	पठन, लेखन वाचन, श्रवण	उत्तरपुस्तिका हैंड आउट * कार्यपत्रिका *	। हिंदी भाषा में रुचि

	मात्रा लगाना शब्द भंडार में वृद्धि	<p>गतिविधियाँ कराई जाएँगी ।</p> <p>गतिविधि -:</p> <p>वर्ग पहेली करवाई जाएगी .</p> <p>जिसमें प्रत्येक वर्ग में से छाँटकर इ तथा ई की मात्रा के शब्द लिखेंगे ।</p>	तथा रचनात्मक कौशल की विकास	<p>श्रुतलेख *</p> <p>मूल्यांकन :</p> <p>सही बनावट *-2 अंक</p> <p>मात्राओं की पहचान *-2 अंक</p> <p>स्पष्ट उच्चारण *-2</p>	<p>उत्पन्न होगी। दोनो मात्राओं के अंतर को समझने लगेंगे</p> <p>मात्राओं के शब्दों को पढ़ने वे लिखने में सक्षम हो जाएँगे।</p> <p>शब्द कोष में वृद्धि</p>
मौखिक अभिव्यक्ति - मेरा परिचय	स्वयं से संबंधित तथ्यों के बारे में जानकारी । मानसिक व बौद्धिक क्षमता का विकास	<p>सभी क्रम अनुसार पूरी कक्षा के सामने .</p> <p>अपने भावों की व्याख्या करेंगे।</p>	आत्मविश्वास में वृद्धि	<p>पंक्तियाँ मौखिक रूप से सुनी जाएँगी ।</p> <p>मूल्यांकन -:</p> <p>सामग्री *-2 अंक</p> <p>* आत्मविश्वास-2</p>	<p>आत्म विश्वास में वृद्धि</p> <p>अपने भावों का उजागर वाचन कौशल का विकास</p> <p>मानसिक व बौद्धिक क्षमता का</p>

					विकास
उ तथा ऊ की मात्रा	मात्रा की सही बनावट स्पष्ट उच्चारण तथा सही स्थान पर मात्रा लगाना शब्द भंडार में वृद्धि	पठन, लेखन तथा वार्तालाप विधि स्मार्ट बोर्ड की सहायता द्वारा सचित्र गतिविधियां तथा पाठ्यपुस्तक में संबंधित पाठ 'चुनमुन तथा बुलबुल' का पठन पाठन व अभ्यास गतिविधि - मात्रा खेल कक्षा को तीन भागों में बाँट कर एक को उ की मात्रा का फ्लैश कार्ड दूसरे को ऊ की मात्रा का फ्लैश कार्ड और कुछ बच्चों को वर्णों के फ्लैश कार्ड इनकी सहायता से बच्चे उ तथा ऊ की मात्रा के शब्द बनाएँगे।	पठन , लेखन श्रवण तथा वाचन कौशल का विकास	कार्यपुस्तक कार्यपत्रिका हैंड आउट तथा श्रुतलेख श्यामपट्ट परीक्षा मूल्यांकन : मात्राओं का स्पष्ट उच्चारण *-2 अंक मात्राओं के शब्दों से वाक्य * निर्माण-2 अंक मात्राओं का सही स्थान पर * प्रयोग-2 अंक	पठन, लेखन, व श्रवण कौशल का विकास शब्द कोष में वृद्धि संबंधित मात्रा के शब्दों तथा वाक्यों को पढ़ने तथा लिखने व समझने में सक्षम हो जाएँगे।
व्याकरण पुस्तक पंखुड़ी में पाठ - वर्ण	स्वरों व व्यंजनों की पुनरावृत्ति तथा वर्णों के बारे में ज्ञान अर्जित करेंगे। दोनों के मध्य अंतर समझेंगे	वार्तालाप विधि तथा लेखन विधि व्याकरण पुस्तक में संबंधित गतिविधियाँ गतिविधि : स्वर तथा व्यंजन के फ्लैश कार्ड देकर प्रत्येक को क्रमानुसार खड़े होने के लिए कहा जाएगा। https://youtu.be/U3MFxjiL0rM	. पठन, लेखन श्रवण तथा बौद्धिक क्षमता का विकास	कार्यपुस्तक श्यामपट्ट परीक्षा । मौखिक परीक्षा मूल्यांकन -:	लेखन कौशल का विकास, भाषा का विकास बौद्धिक क्षमता का विकास

		ture=shared		उच्चारण-2 अंक पहचान *-2 अंक क्रमानुसार लगाना *-3 अंक	स्वर व्यंजन की पहचान पक्की होगी हिंदी भाषा में रुचि उत्पन्न होगी।
व्याकरण पुस्तक पंखुडी – पाठ- संज्ञा तथा कैसे कैसे नाम	संज्ञा का अर्थ समझेंगे । फलों, फूलों, सब्जियों, रंगों तथा जानवरों के नामों का ज्ञान होगा ' । हिंदी भाषा में रुचि उत्पन्न होगी।	वार्तालाप विधि पठन लेखन विधि कुछ संज्ञा शब्दों का लेखन सचित्र करवाया जाएगा जैसे- फल, सब्जी, रंग, फूल तथा जानवर गतिविधि - चित्र बनाकर रंग भरवाए जाएँगे विभिन्न फलैश देकर प्रत्येक को उचित स्थान पर रखने के लिए कहा जाएगा https://youtu.be/JNclxwmuYZE?feature=shared	पठन, वाचन तथा रचनात्मक कौशल का विकास बौद्धिक क्षमता का विकास	उत्तरपुस्तिका कार्यपत्रिका हैंड आइट मौखिक श्यामपट परीक्षा मूल्यांकन पहचल-2 लिखावर में सफाई-2 अंक	शब्दकोष में वृद्धि, लेखन, श्रवण व पठन कौशल का विकास हिंदी भाषा में रुचि होगी।
पाठ्य पुस्तक प्रथम में कविता - आया सब्जीवाला	सही लय तथा ताल का बोध ज्ञानात्मक तथा बौद्धिक क्षमता का विकास	सरवर कविता पाठ करवाया जाएगा स्पष्ट उच्चारण तथा लय तथा हाव भाव के साथ कविता पाठ करेंगे ।	सही लय ताल की ज्ञान	समूह में कविता पाठ करवाकर प्रत्येक के वाचन तथा छवि भव का मूल्यांकन किया जाएगा। मूल्यांकन -:	स्मरण शक्ति का विकास सृजनात्मक ता का विकास


				सही लय में गान-2 अंक उचित हाव भाव का प्रयोग .-2 अंक	
ए तथा ऐ की मात्रा	मात्रा की सही बनावट स्पष्ट उच्चारण तथा सही स्थान पर मात्रा लगाना शब्द भंडार में वृद्धि । हिंदी भाषा में रुचि उत्पन्न होगी ।	वार्तालाप, पठन तथा लेखन विधि । स्मार्ट बोर्ड की सहायता से सचित्र गतिविधियाँ जैसे शब्द, चित्रों के नाम जोड़े बनाओ - सही स्थान पर मात्रा लगाओ तथा वाक्य पाठ्य पुस्तक में संबंधित पाठ का पठन . पाठन व अभ्यास गतिविधि- ए की मात्रा से संबंधित कहानी सुनाई जाएगी बच्चों कहानी में आने वाले ए की मात्रा के शब्दों को बताएँगे '	पठन, लेखन श्रवण तथा वाचन कौशल की विकास मूल्यांकन : दोनों * मात्राओं के स्पष्ट उच्चारण में भेद समझना-2 अंक	उत्तरपुस्तिका कार्यपत्रिका हैंडआउट मौखिक परीक्षा मूल्यांकन : दोनों मात्राओं के स्पष्ट उच्चारण में भेद समझना-2 अंक मात्रा का सही स्थान पर * प्रयोग-2 स्पष्ट उच्चारण *-2 अंक	. शब्द कोष में वृद्धि मात्राओं के शब्दों तथा वाक्यों को पढ़ने लिखने व समझने में सक्षम होंगे ।
/ पाठ्यपुस्तक प्रथम में कविता- सवेरा	सस्वर वाचन, हाव भाव तथा लयबद्ध तरीके से कविता पाठ करना सीखेंगे व्यावहारिक तथा जीवन मूल्यों का ज्ञान होगा ।	कविता का सस्वर लयबद्ध वाचन करवाकर छात्रों को कविता याद करवाई जाएगी ।			कविता का शुद्ध तथा लयबद्ध तरीके से उच्चारण करना सीखेंगे


						I
ओ, तथा औ की मात्रा	उच्चारण बनावट तथा पहचान हो जाएगी ।	श्यामपट्ट पर मात्रा की सही बनावट समझा कर स्पष्ट उच्चारण करवाया जाएगा गतिविधि - शब्दलड़ी का खेल खिलाया जाएगा।		पठन लेखन वाचन तथा श्रवण कौशल का विकास बौद्धिक क्षमता का विकास	पुस्तिका कार्यपत्रिका हैंड आआ मूल्यांकन : मात्राओं के उच्चारण में भेद * की समझ-2 अंक मात्राओं की सही बनावट *-2 अंक मात्रा के शब्दों से वाक्य * निर्माण मौखिक-2 अंक	हिंदी भाषा में रुचि बढ़ेगी शब्दों को पढ़ने लिखने में सक्षम होंगे।
विलोम शब्द	उल्टे शब्दों का ज्ञान होगा आसपास के वातावरण में विपरित अर्थ वाली वस्तुओं को जानेंगे	कुछ असली वस्तुओं के उदाहरण देकर विलोम शब्दों का अर्थ समझा कर कुछ उल्टे शब्द लिखवाए जाएँगे। गतिविधि -: विलोम शब्दों के चित्रों के कुछ मिश्रित कार्ड दिए		विषय में रोचकता का विकास वाचन पठन श्रवण कौशल का विकास बौद्धिक क्षमता का विकास	पुस्तिका कार्यपत्रिका श्यामपट्ट मौखिक मूल्यांकन : विलोम शब्द का अर्थ *-2 अंक विलोक शब्दों का सही जगह * पर प्रयोग-3 अंक	हिंदी भाषा में रुचि बढ़ जाएगी विलोक शब्दों को पढ़ने लिखने व उचित स्थान पर प्रयोग करने में सक्षम होंगे।


		जाएँगे तथा उन्हें सही विलोम शब्द का जोड़ा बनाने के लिए कहा जाएगा ।				
लिंग	स्त्रीलिंग व पुल्लिंग में अंतर समझेंगे	वातावरण में प्राणियों के उदाहरण देकर स्त्रीलिंग व पुल्लिंग शब्द समझाए जाएँगे कुछ शब्द लिखवाए जाएँगे		कल्पना शक्ति तथा सोचने की क्षमता का विकास	उत्तर पुस्तिका कार्यपत्रिका मौखिक श्यामपट्ट परीक्षा मूल्यांकन स्त्रीलिंग व पुल्लिंग शब्दों * में अंतर-2, अंक शब्दों के लिंग बदलकर * लिखना-2 अंक *उचित लिंग शब्द भरकर वाक्य पूरे करना-2 अंक	भाषा में रुचि बढ़ेगी लिंग बदलकर शब्दों को लिख व पढ़ सकेंगे उचित स्थान पर उचित लिंग श का प्रयोग कर पाएँगे ब्द नए नए शब्दों का ज्ञान होगा
वचन	एक व अनेक में अंतर समझ पाएँगे	असली वस्तुओं के उदाहरण देकर एक अनेक में		सोचने की क्षमता बौद्धिक क्षमता का	श्यामपट्ट परीक्षा मौखिक उत्तरपुस्तिका कार्यपत्र	व्याकरण के प्रति रुचि बढ़ेगी एकवचन


		<p>अंतर बताया जाएगा</p> <p>जैसे</p> <p>केला- केले</p> <p>कमरा- कमरे</p> <p>पौधा- पौधे</p> <p>कापी मे भी लिखवाए जाएँगे</p> <p>गतिविधि .</p> <p>कुछ एक व अनेक वस्तुओं के कार्ड देकर बच्चों द्वारा उनके नाळ उच्चारित करवाए जाएँगे तथा एक वचन व बहुवचन भी बताएँगे ।</p> <p>https://youtu.be/0lddyfHWnas?feature=shared</p>		विकास	<p>मूल्यांकन :</p> <p>शब्दों के वचन बदलकर * लिखना-2 अंके</p> <p>उचित वचन शब्द का प्रयोग * कर वाक्य पूरे करो-2 अंक</p>	<p>तथा बहुवचन में अंतर समझकर इनको पढ़ने लिखने व उचित जगह प्रयोग करने में सक्षम हो जाएँगे</p>
--	--	--	--	-------	---	--



ANNUAL CURRICULUM PLAN SUBJECT – MATHS SESSION- 2025-26


<u>MONTH/ TOPIC</u>	<u>LEARNING OBJECTIVE</u>	<u>METHODOLOGY</u>	<u>SKILLS DEVELOPED</u>	<u>ASSESSMENT</u>	<u>LEARNING OUTCOMES</u> <u>/</u> <u>IMPACT</u>
<u>APRIL/MAY</u> <ul style="list-style-type: none"> Pre_number concepts <ul style="list-style-type: none"> Big / small Thick / thin Near / far Many / few Before / after 	<ul style="list-style-type: none"> To explore the role of mathematics in day-to-day life without actually doing difficult math. To discriminate between the objects that are either the same or different. 	<ul style="list-style-type: none"> Showing real life objects to make comparison. Books PPTs Smart board <p>Activity: Real life objects used for comparison and understanding</p>	<ul style="list-style-type: none"> Observation skills Sorting 	<ul style="list-style-type: none"> Group Individual 	<ul style="list-style-type: none"> Children learn to solve the pre- number concept values. Children can find maths easy, fun and interesting after the mastery of these concepts.
<ul style="list-style-type: none"> Forward Counting 1-200 	<ul style="list-style-type: none"> Understanding the numbers on number line To enable the children to sequence and recognise in number in forward order. 	<ul style="list-style-type: none"> Oral counting Notebook Book <p><u>Activity-</u> Snakes and Ladder</p> 	<ul style="list-style-type: none"> Oral skills Writing skills Rote memory 	<ul style="list-style-type: none"> Individual Group Blackboard test 	<ul style="list-style-type: none"> Children will be able to understand the sequencing of numbers. Formation of numbers Recognize that a number can be used to represent how many objects are in a set or to represent the position of an object in a sequence.


<ul style="list-style-type: none"> Reverse counting 100-1 	<ul style="list-style-type: none"> To enable the children to sequence and recognise in number in backward order. 	<ul style="list-style-type: none"> Oral counting Notebook Book <p>Activity- Hopscotch</p> 	<ul style="list-style-type: none"> Oral skills Writing skills Rote memory 	<ul style="list-style-type: none"> Individual Group Blackboard test 	<ul style="list-style-type: none"> Children will be able to understand the sequencing of numbers. Formation of numbers Recognize that a number can be used to represent how many objects are in a set or to represent the position of an object in a sequence.
Put the sign > < or =	<ul style="list-style-type: none"> Understand and use the symbols > < or = Compare the numbers and identify which is greater or smaller Use the correct symbol to show the relationship between two numbers 	<p>Begin with a story 'Meet the hungry Alligator ,He will always eat the bigger number'.</p> <p>Show the symbols > means greater than < means less than = means equal to.</p>	<ul style="list-style-type: none"> Numeracy and number sense Critical thinking and reasoning Fine motor skills 	<p>Observation during the activity .Worksheet Participation and response</p>	<ul style="list-style-type: none"> Student will be able to identify and explain the meaning Of >,< and = Student will be able to apply the correct symbol between two numbers Student will be able to compare two numbers


<ul style="list-style-type: none"> • After, Before, Between numbers 	<ul style="list-style-type: none"> • Help children to analyse and arrange numbers • It will help improve counting skills 	<ul style="list-style-type: none"> • Handouts • Worksheet file • Notebook • Book <p>Activity – Positioning game</p> <p>1) Gather up some of your children's favourite toys. ...</p> <p>2) Line the toys up as if they are going somewhere. ...</p> <p>3) On index cards write the words BEFORE, BETWEEN, and AFTER. ...</p> <p>4) Tell your children the position of the toys using the words “before, between, and after”.</p> <p>BEFORE BETWEEN AFTER</p> 	<ul style="list-style-type: none"> • Knowledge skills • Improve readiness for number concepts • Sorting • Problem solving ability 	<ul style="list-style-type: none"> • Worksheet file • Smart board • Oral 	<ul style="list-style-type: none"> • It will hugely benefit children in understanding the concept like sequence and patterns • Children will understand the sequencing of numbers. • Handling group and data.
<ul style="list-style-type: none"> • Number names 1-100 	<ul style="list-style-type: none"> • Help children write numbers 	<ul style="list-style-type: none"> • Oral drilling • Notebook 	<ul style="list-style-type: none"> • Oral skills • Rote memory 	<ul style="list-style-type: none"> • Worksheet file • Individual 	<ul style="list-style-type: none"> • Children become confident with the spellings and can match



	in words and figures	<ul style="list-style-type: none"> Smart board Activity – Students will spin a wheel to match figures to names. 	<ul style="list-style-type: none"> Writing skills 	<ul style="list-style-type: none"> Handouts 	number with its number name.
<u>MONTH/ TOPIC</u>	<u>LEARNING OBJECTIVE</u>	<u>METHODOLOGY</u>	<u>SKILLS DEVELOPED</u>	<u>ASSESSMENT</u>	<u>LEARNING OUTCOMES</u> / <u>IMPACT</u>
<ul style="list-style-type: none"> Repeated addition <ul style="list-style-type: none"> Table of 2 & 3 	<ul style="list-style-type: none"> To promotes a better understanding of 	<ul style="list-style-type: none"> Oral drill Smart board Notebook Activity- 	<ul style="list-style-type: none"> Confidence Problem solving arithmetical concepts 	<ul style="list-style-type: none"> Group Individual Handout Blackboard test 	<ul style="list-style-type: none"> Children will be able to do simple mental arithmetic



<ul style="list-style-type: none"> ○ Skip counting by 2 and 3 	<p>numbers and their relationships.</p> <ul style="list-style-type: none"> ● gain a conceptual understanding of multiplication so they can comprehend 'why' and 'how' the table function 	<p>Grouping with kids and skip counting</p> 		<ul style="list-style-type: none"> ● Notebooks 	<ul style="list-style-type: none"> ● They help children understand other concepts ● They can be used in real life. ● They increase confidence.
<u>MONTH/ TOPIC</u>	<u>LEARNING OBJECTIVE</u>	<u>METHODOLOGY</u>	<u>SKILLS DEVELOPED</u>	<u>ASSESSMENT</u>	<u>LEARNING OUTCOMES</u> <u>L</u> <u>IMPACT</u>
<p><u>AUGUST</u></p> <ul style="list-style-type: none"> ● Addition <ul style="list-style-type: none"> ○ Single digit ○ Word problem 	<ul style="list-style-type: none"> ● Children will learn use of number line ● Add numbers vertically ● Add by counting forward 	<ul style="list-style-type: none"> ● Number line ● PPTs ● Smart board <p>Activity – use of real life objects to teach addition.</p> 	<ul style="list-style-type: none"> ● Knowledge skills ● Improve their readiness for number concepts ● Analytical skills 	<ul style="list-style-type: none"> ● Handout ● Blackboard test ● Individual 	<ul style="list-style-type: none"> ● Children will learn day to day life skills ● Learn to count, add, more, counting on, numbers
<ul style="list-style-type: none"> ● Abacus Upto 100 	<ul style="list-style-type: none"> ● Use of abacus tool for knowing the place value of hundreds, tens, ones ● Learn new ways of addition, 	<ul style="list-style-type: none"> ● Book ● Handouts ● Smart board <p>Activity – Use of abacus tools and drawing abacus on sheets.</p>	<ul style="list-style-type: none"> ● Listening Skills, ● Memory, ● Speed, ● Accuracy 	<ul style="list-style-type: none"> ● Individual ● Notebook ● Worksheet file 	<ul style="list-style-type: none"> ● Creativity, ● Self Confidence, ● Self-Reliance

	subtraction, multiplication.				
<u>SEPTEMBER</u> <ul style="list-style-type: none"> Ascending and descending order 	<ul style="list-style-type: none"> Demonstrate the ability to place multi-digit numbers in ascending or descending order. Explain the concept of greater and smaller numbers 	<ul style="list-style-type: none"> Book PPTs Smart board <p>Activity – Make the kids stand according to their heights. Hold placards of numbers and make them stand according to the directions of ascending and descending order.</p> 	<ul style="list-style-type: none"> Sequencing skills Accuracy Observation skills 	<ul style="list-style-type: none"> Notebook Handout Worksheet file 	<ul style="list-style-type: none"> Students will learn comparison Rearrangement of numbers Identify greatest and smallest numbers.
<ul style="list-style-type: none"> Subtraction <ul style="list-style-type: none"> Single digit Word problem 	<ul style="list-style-type: none"> Children will learn taking away and counting on to find the difference. 	<ul style="list-style-type: none"> PPTs Book Worksheet file <p>Activity- Counting and taking away on beads, pencils,</p>	<ul style="list-style-type: none"> Knowledge skills Improve their readiness for number concepts Analytical skills 	<ul style="list-style-type: none"> Handout Blackboard test Individual 	<ul style="list-style-type: none"> Understand subtraction as taking away and counting on to find the difference. Children use number lines and practical

	<ul style="list-style-type: none"> Children use number lines and practical resources to support calculation. 	<p>real life objects.</p> 			resources to support calculation
<p><u>OCTOBER</u></p> <ul style="list-style-type: none"> Forward counting 201-500 	<ul style="list-style-type: none"> Understanding the numbers on number line To enable the children to sequence and recognise in number in forward order. 	<ul style="list-style-type: none"> Oral counting Notebook Book 	<ul style="list-style-type: none"> Oral skills Writing skills Rote memory 	<ul style="list-style-type: none"> Individual Group Blackboard test 	<ul style="list-style-type: none"> Children will be able to understand the sequencing of numbers. Formation of numbers Recognize that a number can be used to represent how many objects are in a set or to represent the position of an object in a sequence.
<ul style="list-style-type: none"> After, before, between numbers 	<ul style="list-style-type: none"> Help children to analyse and arrange numbers It will help improve counting skills 	<ul style="list-style-type: none"> Handouts Worksheet file Notebook Book 	<ul style="list-style-type: none"> Knowledge skills Improve readiness for number concepts Sorting Problem solving ability 	<ul style="list-style-type: none"> Worksheet file Smart board Oral 	<ul style="list-style-type: none"> It will hugely benefit children in understanding the concept like sequence and patterns Children will understand the sequencing of numbers. Handling group and data.
<ul style="list-style-type: none"> Repeated addition <ul style="list-style-type: none"> Table of 4 and 5 Repeated addition 	<ul style="list-style-type: none"> It will hugely benefit children in understanding the concept like sequence and patterns 	<ul style="list-style-type: none"> Oral drill Smart board Notebook 	<ul style="list-style-type: none"> Confidence Problem solving arithmetical concepts 	<ul style="list-style-type: none"> Group Individual Handout Blackboard test Notebooks 	<ul style="list-style-type: none"> Children will be able to do simple mental arithmetic They help children understand other concepts

	<ul style="list-style-type: none"> Children will understand the sequencing of numbers. Handling group and data. 				<ul style="list-style-type: none"> They can be used in real life. It will boost their confidence
<ul style="list-style-type: none"> Addition <ul style="list-style-type: none"> Double digit Word problem 	<ul style="list-style-type: none"> Children will learn use of number line Add numbers vertically Add by counting forward 	<ul style="list-style-type: none"> Number line PPTs Smart board 	<ul style="list-style-type: none"> Knowledge skills Improve their readiness for number concepts Analytical skills Language skills Thinking skills 	<ul style="list-style-type: none"> Handout Blackboard test Individual 	<ul style="list-style-type: none"> Children will learn day to day life skills Learn to count, add, more, counting on, numbers
<u>NOVEMBER</u> <ul style="list-style-type: none"> Shapes 	<ul style="list-style-type: none"> Students will be able to identify defining attributes of basic shapes. Students will be able to identify the number of sides that a triangle, rectangle, square, and circle have. 	<ul style="list-style-type: none"> Real life objects PPTs Book Activity – Kids will paste cutouts of shapes and draw pictures related to them.  <p>2D Shapes</p>	<ul style="list-style-type: none"> Observation skills Modification skills Knowledge skills Memory skills 	<ul style="list-style-type: none"> Quiz Handout 	<ul style="list-style-type: none"> Learn estimation Will learn to appreciate artistic works. see the connections between objects
<ul style="list-style-type: none"> Subtraction <ul style="list-style-type: none"> Double digit Word problem 	<ul style="list-style-type: none"> Children will learn taking away and counting on to 	<ul style="list-style-type: none"> PPTs Book Worksheet file 	<ul style="list-style-type: none"> Knowledge skills Improve their readiness for number concepts 	<ul style="list-style-type: none"> Handout Blackboard test Individual 	<ul style="list-style-type: none"> Understand subtraction as taking away and counting on to find the difference.


	find the difference. <ul style="list-style-type: none"> Children use number lines and practical resources to support calculation. 		<ul style="list-style-type: none"> Analytical skills Language skills Thinking skills 		<ul style="list-style-type: none"> Children use number lines and practical resources to support calculation
<u>DECEMBER</u> <ul style="list-style-type: none"> Time 	<ul style="list-style-type: none"> Identify the placement of numerals and hands on an analog clock Experience in a physical way the values of the intervals of minutes and hours 	<ul style="list-style-type: none"> Real clock Book Smart board <p>Activity – Read the clock and Tell the time</p> 	<ul style="list-style-type: none"> Communication Time Management Organisation Life skill 	<ul style="list-style-type: none"> Handout Worksheet file 	<ul style="list-style-type: none"> Students will learn to tell time to the hour on analog and digital way. Technique to help them manage their time more effectively.
<ul style="list-style-type: none"> Days of the week 	<ul style="list-style-type: none"> Identify the days of the week on a calendar. Recite the days of the week in correct order. Write the days of the week. 	<ul style="list-style-type: none"> Smart board Book <p>Activity – Poem and finger puppet</p> 	<ul style="list-style-type: none"> Knowledge skills Memory skills Writing skills Rote memory 	<ul style="list-style-type: none"> Individual Group 	<ul style="list-style-type: none"> Students will learn days of the week in words into the correct chronological order Once they know about the days, they will easily understand words like yesterday, tomorrow, today, next week, last week, etc.
<ul style="list-style-type: none"> Months of the year 	<ul style="list-style-type: none"> To make them learn names the 	<ul style="list-style-type: none"> Calendar Book 	<ul style="list-style-type: none"> Imagination Rote memory 	<ul style="list-style-type: none"> Individual Group 	<ul style="list-style-type: none"> Students will learn months of the year in



	seasons and months of the year <ul style="list-style-type: none"> To correlate the seasons with months 	<ul style="list-style-type: none"> Smart board 	<ul style="list-style-type: none"> Writing Reading 		words into the correct chronological order <ul style="list-style-type: none"> Once they know about the months, they will easily understand seasons, fruits and vegetables, clothes we wear in different months.
<ul style="list-style-type: none"> Recapitulation of tables 2,3,4 &5 	<ul style="list-style-type: none"> Handling group and data. Improve their rote memory 	<ul style="list-style-type: none"> Notebook Book 	<ul style="list-style-type: none"> Recapitulation Rote memory Writing 	<ul style="list-style-type: none"> Blackboard test Worksheet file 	<ul style="list-style-type: none"> They can be used in real life. It will boost their confidence
<u>JANUARY</u> <ul style="list-style-type: none"> Abacus upto 500 	<ul style="list-style-type: none"> Use of abacus tool for knowing the place value of hundreds, tens, ones Learn new ways of addition, subtraction, multiplication. 	<ul style="list-style-type: none"> Book Handouts Smart board 	<ul style="list-style-type: none"> Listening Skills, Memory, Speed, Accuracy 	<ul style="list-style-type: none"> Individual Notebook Worksheet file 	<ul style="list-style-type: none"> Creativity, Self Confidence, Self-Reliance
<ul style="list-style-type: none"> Fractions $\frac{1}{2}$ and $\frac{1}{4}$ 	<ul style="list-style-type: none"> To apply the knowledge of fractions to solve the problems in day today life with 100% accuracy. The student will be able to 	<ul style="list-style-type: none"> Book Smart board <p>Activity – Cut an apple into half and one fourth.</p>	<ul style="list-style-type: none"> Classifying Simplifying Comparing 	<ul style="list-style-type: none"> Book Handouts 	<ul style="list-style-type: none"> The learner will be able to make equal parts of a whole. The learner will be able to describe Equal parts of whole objects. The learner will make halves and one fourths


	identify the numerator and denominator in a fraction.				
--	---	---	--	--	--



ANNUAL CURRICULUM PLAN SUBJECT – EVS


SESSION- 2025-26



<u>MONTH / TOPIC</u>	<u>LEARNING OBJECTIVES</u>	<u>METHODOLOGY</u>	<u>SKILLS DEVELOPED</u>	<u>ASSESSMENT</u>	<u>LEARNING OUTCOMES</u>
<u>APRIL</u> <u>L1- MYSELF</u>	<p>*The students will be able to understand similarities and differences between themselves and peers.</p> <p>*Able to describe themselves with the help of words and sentences</p>	<p>*Observation</p> <p>*Open classroom discussion</p> <p>*Encouraged to speak about themselves</p> <p>*Textbook</p> <p>*ACTIVITY</p> <p>Students will stick their photograph and describe about themselves in the given blanks</p> 	<p>*Speaking</p> <p>*Listening</p> <p>*Writing</p> <p>*Reading</p>	Pass the ball and introduce yourself in five sentences	<ol style="list-style-type: none"> 1. Understanding of self and forming an identity. 2. Acknowledge that all have different likes and dislikes. 3. Speak and write few sentences about themselves

<u>APRIL</u> <u>L2- MY BODY</u>	<p>*Will be able to recognize and write various parts of body and their function</p> <p>*Will be able to understand about different sense organs and how they help to feel the world around them.</p>	<p>*Observation</p> <p>*Open classroom discussion</p> <p>*Textbook</p> <p>*Video related to the topic</p> <p>*Worksheet file</p> <p>*ACTIVITY</p> <p>Pasting of face, draw and label sense organs</p> <p>*Parts of body song</p> 	<p>*Reading</p> <p>*Writing</p> <p>*Vocabulary</p> <p>*Sensory</p> <p>*Motor</p>	<p>*Handout</p> <p>*Quiz</p>	<p>1. Children will be able to know various body parts and their actions</p>
<u>MAY</u> <u>L3- KEEPING CLEAN AND FIT</u>	<p>*The students will be able to</p>	<p>*Observation</p> <p>*Open classroom discussion</p>	<p>*Reading</p> <p>*Thinking</p>	<p>*Quiz</p>	<p>1. Understand how personal cleanliness and hygiene help in leading a healthy life</p> <p>2. Practice the ways keep themselves clean and fit in day-to-day life</p>
	<p>know importance of personal cleanliness and hygiene in everyday life.</p> <p>*Will be able to learn the ways to remain fit</p>	<p>*Textbook</p> <p>*Video related to the topic</p> <p>*ACTIVITY</p> <p>Children will paste things used to keep the body clean</p> 	<p>*Creative Expression</p>		

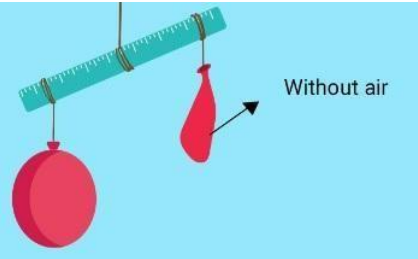

<u>JULY</u> <u>L4- FOOD WE EAT</u>	<i>*The students will be able to know the importance of food and water</i> <i>*Will be able to understand the concept of three meals of the day</i> <i>*Will be able to value the vast variety of food available to us</i> <i>*Will be able to recognize the milk products</i> <i>*Will be able to know sources of food</i>	<i>*Observation</i> <i>*Open classroom discussion</i> <i>*Textbook</i> <i>*Video related to the topic</i> <u>ACTIVITY</u> <i>cooking without fire</i> 	<i>*Reading</i> <i>*Writing</i> <i>*Vocabulary</i> <i>*Sensory</i> <i>*Sorting</i> <i>*Conitive</i>	<i>*Handout</i> <i>*Worksheet</i>	<i>1 Children will be able to learn the importance of food.</i> <i>2 They will learn good eating habits.</i>
<u>JULY</u> <u>L5- THE CLOTHES WE WEAR</u>	<i>*The students will be able to understand the importance of clothes</i> <i>*Will be able to categorize the clothes according to</i>	<i>*Observation</i> <i>*Open classroom discussion</i> <i>*Textbook</i> <i>*Video related to the topic</i> <i>*Explanation</i> <u>ACTIVITY</u>	<i>*Reading</i> <i>*Writing</i> <i>*Vocabulary</i> <i>*Sorting</i> <i>*Cognitive</i> <i>*Speaking</i>	<i>*Drawing and coloring</i>	<i>1. Children will be able to distinguish between casual and formal clothes.</i> <i>2.They will be able to know clothes in different seasons.</i>

	<p>different seasons</p> <p>*Will be able to know the sources of different types of clothes</p>	<p>Draw and color two clothes each related to Summer, Winter and Rainy season</p> 			
<p><u>SEPTEMBER</u></p> <p><u>L6HOUSE WE LIVE IN</u></p>	<p>*The students will be able to know the importance of house and the concept and uses of different rooms in it</p> <p>*Will be able to know about different kinds of houses</p>	<p>*Observation</p> <p>*Open classroom discussion</p> <p>*Textbook</p> <p>*Video related to the topic</p> <p>*Explanation</p> <p>*Picture recognition</p> <p><u>*ACTIVITY</u></p> <p>Children will paste different types of room in a house</p> 	<p>*Speaking</p> <p>*Listening</p> <p>*Writing</p> <p>*Reading</p> <p>*Comparison</p>	<p>*Quiz</p>	<ol style="list-style-type: none"> 1. Will understand the importance of life and usefulness of a house and different rooms in it 2. Will acknowledge different kinds of houses and understand the difference between strong and weak house...

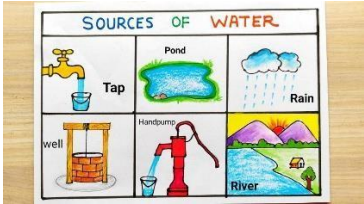
<u>AUGUST</u> <u>L7- MY</u> <u>FAMILY</u>	<p>*The students will be able to know the relationships and bond of self with the other members of the family</p> <p>* Will be able to know different roles of the family members and how they care for each other</p> <p>*Will be able to know types of families.</p>	<p>*Observation</p> <p>*Open classroom discussion</p> <p>*Textbook</p> <p>*Video related to the topic</p> <p>*Explanation</p> <p>*Picture recognition</p> <p>*Family song</p> <p>*ACTIVITY</p> <p>*Family tree</p> 	<p>*Listening</p> <p>*Reading</p> <p>*Social</p> <p>*Creative skills</p>	<p>*Presentation</p>	<p>1. *Understand the reason and purpose to celebrate the festival</p> <p>2. *Differentiate between national and religious festivals</p>
<u>AUGUST</u> <u>L9-</u> <u>FESTIVALS</u> <u>WE</u> <u>CELEBRATE</u>	<p>*The students will be able to get knowledge about the different religious and national festivals</p> <p>*Will be able to understand the reason and purpose to celebrate festival</p>	<p>*Observation</p> <p>*Open classroom discussion</p> <p>*Textbook</p> <p>*Video related to the topic</p> <p>*Worksheet file</p> <p>*ACTIVITY</p> <p>Activities related to respective festivals will be done</p>	<p>*Social</p> <p>*Cultural</p> <p>*Creative</p> <p>*Reading</p> <p>*Writing</p>	<p>*Worksheet</p> <p>*Handout</p>	<p>1. *Understand the reason and purpose to celebrate the festival</p> <p>2. *Differentiate between national and religious festivals</p>


<u>SEPTEMBER</u> <u>L8- MY</u> <u>SCHOOL</u>	<p>*The students will be able to realize the importance of going school</p> <p>*Will be able to recognize the different places/rooms in school</p>	<p>*Observation</p> <p>*Open classroom discussion</p> <p>*Textbook</p> <p>*Video related to the topic</p> <p>*Worksheet file</p> <p>*ACTIVITY</p> <p>Children will draw the picture of school</p> 	<p>*Reading</p> <p>*Writing</p> <p>*Vocabulary</p> <p>*Sensory</p> <p>*Motor</p>	<p>Presentation</p>	<ol style="list-style-type: none"> 1. *Will understand the importance of school 2. *Coorelate different places or room with respective activities 3. *Know about the head of the school, teachers and helpers
<u>SEPTEMBER</u> <u>L10- SAFETY</u> <u>RULES</u>	<p>*The students will be able to know the need for safety rules at home , school and road</p> <p>**Will be able to know the ways to remain same at home and school while doing various activities</p> <p>*Will learn to travel safely on road</p>	<p>*Observation</p> <p>*Open classroom discussion</p> <p>*Textbook</p> <p>*Video related to the topic</p> <p>*Worksheet file</p> <p>*ACTIVITY</p> <p>Creating a road scene</p> 	<p>*Reading</p> <p>*Communication</p> <p>*Observation</p> <p>*Thinking</p> <p>*Identification</p> <p>*Behavior</p>	<p>Draw & color traffic signal and zebra crossing</p>	<ol style="list-style-type: none"> 1. *Will understand to stay safe at home and school 2. *Learn to travel safely on roads 3. *Awareness of safety rules


SEMESTER 2 <u>OCTOBER</u> <u>L1- OUR</u> <u>NEIGHBOURHOOD</u>	*The students will be able to understand the concept of neighbourhood and neighbours *Will be able to recognize the different places in their neighbourhood *Will be able to know the need for Public Places in a locality	*Observation *Open classroom discussion *Textbook *Video related to the topic *Worksheet file * <u>ACTIVITY</u> Children will paste pictures of places in their neighbourhood <div data-bbox="654 399 940 759" data-label="Image"> </div>	*Listening *Reading *Writing *Identification *Vocabulary	*Worksheet *Handout	1. Will learn and understand about importance of neighbourhood 2. will recognize the surrounding places 3. develop an understanding of community
--	--	---	--	------------------------	--


<u>DECEMBER</u> <u>L5- AIR</u>	<p>*The students will be able to understand the importance of air and its need</p> <p>*Will be able to know about different types of wind</p> <p>*Will be able to know the ways in which air gets dirty</p>	<p>*Observation</p> <p>*Open classroom discussion</p> <p>*Textbook</p> <p>*Video related to the topic</p> <p>*Real objects</p> <p>*ACTIVITY</p> <p>Filing inflated balloon with air</p> 	<p>*Reading</p> <p>*Writing</p> <p>*Observation</p> <p>*Communication</p>	<p>*Drawing objects filled with air</p>	<ol style="list-style-type: none"> *Will understand importance of air *Classify types of wind *Value the air all around *Analyze the presence of air
<u>OCTOBER</u> <u>L2- PEOPLE</u> <u>WHO HELP US</u>	<p>*The students will be able to understand the importance of different people who do different jobs for us</p> <p>*Will be able to acknowledge the importance of having a</p>	<p>*Observation</p> <p>*Open classroom discussion</p> <p>*Textbook</p> <p>*Video related to the topic</p> <p>*Worksheet file</p> <p>*ACTIVITY</p> <p>Role play</p> 	<p>*Identification</p> <p>*Reading</p> <p>*Communication</p> <p>*Social</p> <p>*Cognitive</p> <p>*Vocabula</p>	<p>*Worksheet</p> <p>*Handout</p> <p>*Quiz</p>	<ol style="list-style-type: none"> *Will learn and value the dignity of every type of work *Differentiate the helpers according to theirwork

	good behavior towards the people who help us				
--	--	--	--	--	--

<u>DECEMBER</u> <u>L6- WATER</u>	<p>*The student will be able to realize how water is vital for all living beings on earth</p> <p>*Will be able to know about uses and sources of water</p>	<p>*Observation</p> <p>*Open classroom discussion</p> <p>*Textbook</p> <p>*Video related to the topic</p> <p>*Worksheet file</p> <p>*ACTIVITY</p> <p>Draw & colour sources of water</p> 	<p>*Reading</p> <p>*Thinking</p>	<p>*Quiz</p>	<p>. To know about sources of water.</p> <p>. To identify the methods of saving water.</p> <p>To understand the consequences of water wastage and</p>
-------------------------------------	--	---	----------------------------------	--------------	---

<p><u>NOVEMBER</u></p> <p><u>L3- WORLD OF PLANTS</u></p>	<p>*The children will be able to identify different types of plants growing around us</p> <p>*Will be able to value the importance and protection of plants</p>	<p>*Observation</p> <p>*Open classroom discussion</p> <p>*Textbook</p> <p>*Video related to the topic</p> <p>*Worksheet file</p> <p>*ACTIVITY <u>Germination of seeds/Draw and colour parts of plant</u></p> 	<p>*Listening</p> <p>*Reading</p> <p>*Writing</p> <p>*Classification</p> <p>*Identification</p>	<p>*Worksheet handout</p>	<p>1. They will be able to know about different types of plants like herb, shrubs, trees, climbers and creepers.</p> <p>2. They will be motivated to plant trees and make the environment pollution free.</p>	
--	---	--	---	---------------------------	---	--

<p><u>FEBRUARY</u></p> <p><u>L7- WEATHER</u></p>	<p>*Will be able to know what weather means</p> <p>*The students will be able to identify the different kinds of weather</p> <p>*Will be able to know what causes the weather to change</p>	<p>*Observation</p> <p>*Open classroom discussion</p> <p>*Textbook</p> <p>*Video related to the topic</p> <p>*Worksheet file</p> <p>*ACTIVITY <u>Paste/draw pictures of different weather</u></p> 	<p>*Skills</p> <p>*Communication</p> <p>*Vocabulary</p>	<p>*Worksheet</p> <p>*Handout</p>	<p>1. *Will identify different types of weather</p> <p>2 *Understand the causes of weather</p>	
--	---	---	---	-----------------------------------	--	--

<p><u>NOVEMBER</u></p> <p><u>L4- WORLD OF ANIMALS</u></p>	<p>*The students will be able to realise the diversity of animals around us</p> <p>*Will be able to categorize animals as pet,farm,wild and water animals</p> <p>*Will be able to understand the usefulness of animals</p>	<p>*Observation</p> <p>*Open classroom discussion</p> <p>*Textbook</p> <p>*Video related to the topic</p> <p>*Worksheet file</p> <p>*ACTIVITY</p> <p><u>Drawing of animals</u></p> <p>Creating Zoo in the class</p>	<p>*Identification</p> <p>*Reading</p> <p>*Writing</p> <p>*Roleplay</p>	<p>*Worksheet</p> <p>*Handout</p>	<p>1. *Recognise and categorise the animals</p> <p>2 *Understand the need to treat animals with love and care</p>
<p><u>JANUARY</u></p> <p><u>L8- THE SUN MOON AND STARS</u></p>	<p>*The students will be able to understand the importance of sun, moon and stars</p> <p>*Will be able to understand the concept of phases of moon</p> <p>*Will be able to understand the reason why star appear tiny</p>	<p>*Observation</p> <p>*Open classroom discussion</p> <p>*Textbook</p> <p>*Video related to the topic</p> <p>*Worksheet file</p> <p>*ACTIVITY</p> <p><u>Drawing of sun. Moon and stars</u></p> 	<p>*Reading</p> <p>*Writing</p> <p>*Identification</p> <p>*Reasoning</p> <p>*Communication</p> <p>*Vocabulary</p>	<p>*Presentation</p>	<p>*Will understand the importance of sun. Moon</p>