


ANNUAL CURRICULUM PLAN

SUBJECT - ENGLISH

SESSION- 2026-27

<u>TOPIC</u>	<u>LEARNING OUTCOME</u>	<u>METHODOLOGY</u>	<u>SKILLS DEVELOPED</u>	<u>ASSESSMENT</u>	<u>LEARNING OUTCOMES / IMPACT</u>
Recognition of Aa - Zz	<ol style="list-style-type: none"> 1) To familiarize the students with the alphabet. 2) Reciting, identifying and producing the sounds of individual letters. 3) Phonetic awareness. 	<ul style="list-style-type: none"> ➤ Use song and rhyme. ➤ To create an alphabet chart. ➤ Encourage them to write their own letter. ➤ Use toys to help reinforce the letter sounds. <div style="text-align: center;">  </div> <p>https://youtu.be/ChqnN3ckzXQ?feature=shared</p> <p>Activity: Write the first letter sound for the given objects, Match the sound with objects, Encircle the correct sound for the given object.</p>	<ul style="list-style-type: none"> • Vocabulary development • Gross motor skills • Speaking skills 	<ul style="list-style-type: none"> ❖ Blackboard Tests ❖ Worksheets ❖ Individual ❖ Oral <p>RUBRICS:</p> <ul style="list-style-type: none"> • Uppercase letter identification (2) • Lowercase identification (2) • Letter- sound correspondence (2) • Letter formation (<ul style="list-style-type: none"> ○ Students will recite all the letters of the alphabet ○ The learner will associate letter with the picture. ○ Will be able to recognise letters and their phonic sounds Aa-Zz. They will identify all the alphabet in non - alphabetical order.

Reading and writing of vowel 'a', 'e', 'i', 'o' and 'u' sound words

- To use their knowledge of individual letter sounds to blend those together and create a whole word.
- CVC words enable students to the concept that words have a beginning, middle and ending sound that together create a word.
- Practice of different CVC words in different word families.
- Reading and writing of CVC words.

- Use of flash cards.
- Use of sense board.
- Worksheets and handouts.
- Songs of word families.
- Read aloud words with the help of sounds.
- Dictation.
- **Activities** related to CVC words like Name the picture, Matching, Encircle the correct word, Draw pictures, Fill in the missing letters

<https://youtu.be/FbiKNOIG6KA?feature=shared>

CVC Words List

a	e	i	o	u
at	bed	bib	cob	but
bat	bet	lip	mop	lug
lap	wed	set	job	top
cat	rap	fed	wet	mob
sat	nap	led	let	hid
mat	sap	red	net	kid
pat	wag	den	pet	lid
rat	tag	hen	vet	rid
am	sag	men	jet	bid
jam	gag	pen	get	big
ram	rag	ten	met	dig
ban	lag	zen	yet	wig
fan	bag	beg	yes	fig
van	nag	leg	web	peg
tan	bad	peg	gem	rig
can	dad			jit
pan	rad			bin
ran	had			tin
cab	lad			fin
cap	sad			win
gap	mad			sin
map	pad			kin
				dip






- ❖ Reasoning
- ❖ Reading skills
- ❖ Language skills


- Group
- Quiz
- Written

RUBRICS:

- Reading CVC words (2)
- Writing CVC words (2)
- Phonemics Awareness (2)
- Spelling accuracy (4)

- Help children with reading, writing and rhyming three - phonemic words.
- Reinforce spelling patterns of CVC words.
- They will be able to learn, the reading of simple words themselves.

<p>Use of This/That</p> <p>The children are aware of the pre-number concept. For - Near.</p>	<ul style="list-style-type: none"> To be able to understand that 'This' is used to specify particular person/ thing close to us and 'That' is used to specify particular person/ thing far away from us. 	<ul style="list-style-type: none"> Using real life objects. The teacher will apply the rule of the concept to frame sentences. Use of sense board. Flash Cards Worksheets Activity-The teacher will draw 5 pictures on the blackboard which are far /near. The students will copy the same in the notebook using This/That. <div data-bbox="728 718 996 1125" style="text-align: center;"> <p>This or that</p> <p>This → ★ That → ★</p> <p>Choose the right answer</p> <p>1. _____ is a flower. → </p> <p><input type="checkbox"/> This <input type="checkbox"/> That</p> <p>2. _____ is a ship. → </p> <p><input type="checkbox"/> This <input type="checkbox"/> That</p> <p>3. _____ is an owl. → </p> <p><input type="checkbox"/> This <input type="checkbox"/> That</p> <p>4. _____ is a dog. → </p> <p><input type="checkbox"/> This <input type="checkbox"/> That</p> <p>5. _____ is a table. → </p> <p><input type="checkbox"/> This <input type="checkbox"/> That</p> <p><small>www.kidstudyhub.com</small></p> </div> <p>https://youtu.be/WpEDXyF5FFQ?feature=shared</p>	<ul style="list-style-type: none"> ❖ Reading skill ❖ Writing skill ❖ Analyzing ❖ Critical thinking 	<ul style="list-style-type: none"> Individual Worksheets Questionnaire Oral <p>RUBRICS:</p> <ul style="list-style-type: none"> Choice making (2) Reasoning (2) Communication (2) Engagement/ participation (2) 	<ul style="list-style-type: none"> The children are able to make the sentences orally using This/That. The children are able to fill up the blanks using the words This/That in the given sentences.
--	---	--	--	--	--

<p>Colors Name</p> <p>The children know the colors name orally.</p>	<ul style="list-style-type: none"> To enable students to learn the colors name with spellings. Children should able to correlate the names of colors with its pictures. 	<ul style="list-style-type: none"> Color show competition Draw and label activity- Draw 2 objects of the following colors. Free hand drawing and coloring to enhance color scheme. Collecting real life objects of different colors. Activity- Draw and color 'A Garden Scene'. - Make a paper collage using origami paper for the given topic, 'A duck is in the pond' or 'Balloons in the sky'.  <p>https://youtu.be/gMkXnwRlpRo?si=W-QEAMy7h7KOffhJ</p>	<ul style="list-style-type: none"> ❖ Imaginative skills ❖ Understanding ❖ Reading ❖ Conceptual skills 	<ul style="list-style-type: none"> Written Oral Handouts Blackboard tests <p>RUBRICS:</p> <ul style="list-style-type: none"> Identification (1) Match the colour with the objects (2) Spell check (5) Categorization (2) 	<ul style="list-style-type: none"> Children are able to read and write the color names. Children are able to draw pictures of the given color names. Children are able to do spell check for color names.
---	---	---	---	--	--

Annual Curriculum KG Class

Month	Content	Learning objectives	Methodology	Skills developed	Mode of assessment	Activity
April & May	स्वर	बच्चों को स्वरों की पहचान , स्पष्ट उच्चारण सिखाया जाएगा।	<p>फलैश कार्ड, पीपीटी तथा चित्र दिखाकर श्यामपट्ट पर सही बनावट समझाकर स्वरों की सही बनावट का लिखित अभ्यास करवाया जाएगा तथा संबंधित शब्दों का ऊँचे स्वर में स्पष्ट उच्चारण करवाया जाएगा । संबंधित गतिविधियाँ करवाई जाएँगी जैसे!</p> <ul style="list-style-type: none"> * मोमी रंग से प्रत्येक स्वर को बड़ी बड़ी बनावट में लिखने का अभ्यास करवाया जाएगा। * सही स्वर पर घेरा लगाओ * स्वर से संबंधित चित्र बनाओ तथा रंग भरो * जोड़े बनाओ * चित्र देखकर स्वर लिखो * श्रुतलेख 	<ul style="list-style-type: none"> * विभिन्न कौशलों(पठन, लेखन, वाचन तथा श्रवण) का विकास * शब्द भंडार में वृद्धि * चित्रकला में रुचि उत्पन्न होगी। * स्वरों को लिखना व पढ़ना सीख जाएँगे तथा संबंधित शब्दों का ज्ञान होगा। 	<p>उत्तर पुस्तिका</p> <p>अभ्यास-पुस्तिका</p>	<p>सुंदर चित्र बनाकर रंग भरना</p>
	कविताएँ - *वर्णमाला ज्ञान,	सस्वर कविता वाचन वर्णों का ज्ञान संबंधित शब्दों का ज्ञान	सस्वर ,लयबद्ध तरीके से, हाव भाव के साथ कविता पाठ करवाया जाएगा ।	भाषा को सरस बनाना बच्चों को लय में कविता सिखाना	मौखिक	सुंदर चित्र बनाकर रंग भरना

	*बिल्ली खुशी से गाती है ।					
	कहानी - " शेर और चूहा"	शब्द कोश में वृद्धि, नैतिक मूल्य , जंगल और जानवरों के बारे में ज्ञान	खिलौनों , मुखौटों की सहायता से कहानी का नाट्य रूपांतर	श्रवण, वाचन, रचनात्मक, कलात्मक कौशल का विकास	मौखिक	शेर का मुखौटा बनवाया जाएगा ।
July	व्यंजन (क-ण)	बच्चों को व्यंजनों की पहचान , स्पष्ट उच्चारण सिखाया जाएगा।	फलैश कार्ड, पीपीटी तथा चित्र दिखाकर श्यामपट्ट पर सही बनावट समझाकर व्यंजनों की सही बनावट का लिखित अभ्यास करवाया जाएगा तथा संबंधित शब्दों का ऊँचे स्वर में स्पष्ट उच्चारण करवाया जाएगा । संबंधित गतिविधियाँ करवाई जाएँगी जैसे! * मोमी रंग से प्रत्येक व्यंजन को बड़ी बड़ी बनावट में लिखने का अभ्यास करवाया जाएगा। * सही व्यंजन पर घेरा लगाओ * व्यंजन से संबंधित चित्र बनाओ तथा रंग भरो * जोड़े बनाओ	*हिंदी भाषा के प्रति रुचि उत्पन्न होगी। * विभिन्न कौशलों(पठन, लेखन, वाचन तथा श्रवण) का विकास * शब्द भंडार में वृद्धि * चित्रकला में रुचि उत्पन्न होगी। * व्यंजनों को लिखना व पढ़ना सीख जाएँगे तथा संबंधित शब्दों का ज्ञान होगा।	उत्तर पुस्तिका अभ्यास-पुस्तिका	सुंदर चित्र बनाकर रंग भरना
August						

			<p>* चित्र देखकर व्यंजन लिखो</p> <p>* श्रुतलेख</p>			
September	<p>कविताएँ -</p> <p>*गरमी की छुट्टी</p> <p>*नानी से सुनी कहानी</p> <p>*किसने बनाया</p> <p>दो वर्ण के शब्द</p>	<p>सस्वर कविता वाचन</p> <p>लय बद्ध तरीके से कविता गाना सीखेंगे ।</p> <p>वर्णों को जोड़कर शब्द बनाना सीखेंगे</p>	<p>सस्वर ,लयबद्ध तरीके से, हाव भाव के साथ कविता पाठ करवाया जाएगा ।</p> <p>दो वर्णों को मिलाकर ऊँचे स्वर में उच्चारण करके नए शब्द बनाना सिखाया जाएगा । संबंधित गतिविधियाँ करवाई जाएँगी जैसे-</p> <p>* सही शब्दों पर घेरा लगाओ</p> <p>* शब्द से संबंधित चित्र बनाओ तथा रंग भरो</p> <p>* जोड़े बनाओ</p> <p>* चित्र देखकर शब्द लिखो</p> <p>* श्रुतलेख</p>	<p>भाषा को सरस बनाना</p> <p>बच्चों को लय में कविता सिखाना</p> <p>पठन, श्रवण , वाचन कौशल का विकास</p> <p>शब्द कोश में वृद्धि</p> <p>बौद्धिक क्षमता का विकास</p>	<p>मौखिक</p> <p>उत्तर पुस्तिका</p> <p>अभ्यास-पुस्तिका</p>	<p>फूलों के चित्र बनवाकर रंग भरवाए जाएँगे ।</p> <p>वर्ग पहली</p>

September	कहानी - खरगोश और कछुआ	शब्द कोश में वृद्धि, नैतिक मूल्य, जंगल और जानवरों के बारे में ज्ञान	खिलौनों, मुखौटों की सहायता से कहानी का नाट्य रूपांतर	श्रवण, वाचन, रचनात्मक, कलात्मक कौशल का विकास	मौखिक	खरगोश का मुखौटा बनवाया जाएगा।
October & November	व्यंजन (त - ह)	बच्चों को व्यंजनों की पहचान, स्पष्ट उच्चारण सिखाया जाएगा।	फ्लैश कार्ड, पीपीटी तथा चित्र दिखाकर श्यामपट्ट पर सही बनावट समझाकर व्यंजनों की सही बनावट का लिखित अभ्यास करवाया जाएगा तथा संबंधित शब्दों का ऊँचे स्वर में स्पष्ट उच्चारण करवाया जाएगा। संबंधित गतिविधियाँ करवाई जाएँगी जैसे! * मोमी रंग से प्रत्येक व्यंजन को बड़ी बड़ी बनावट में लिखने का अभ्यास करवाया जाएगा। * सही व्यंजन पर घेरा लगाओ * व्यंजन से संबंधित चित्र बनाओ तथा रंग भरो * जोड़े बनाओ * चित्र देखकर व्यंजन लिखो	*हिंदी भाषा के प्रति रुचि उत्पन्न होगी। * विभिन्न कौशलों(पठन, लेखन, वाचन तथा श्रवण) का विकास * शब्द भंडार में वृद्धि * चित्रकला में रुचि उत्पन्न होगी। * व्यंजनों को लिखना व पढ़ना सीख जाएँगे तथा संबंधित शब्दों का ज्ञान होगा।	उत्तर पुस्तिका अभ्यास-पुस्तिका	सुंदर चित्र बनाकर रंग भरना

			* श्रुतलेख			
October & November	कविताएँ - *आया इतवार *मक्खी *चुन मुन के खिलौने	सस्वर कविता वाचन लय बद्ध तरीके से कविता गाना सीखेंगे ।	सस्वर ,लयबद्ध तरीके से, हाव भाव के साथ कविता पाठ करवाया जाएगा ।	भाषा को सरस बनाना बच्चो को लय में कविता सिखाना	मौखिक	सुंदर चित्र बनाकर रंग भरना
October & November	कहानी- चतुर बंदर	शब्द कोश में वृद्धि, नैतिक मूल्य , जंगल और जानवरो के बारे मे ज्ञान	खिलौनों , मुखौटों की सहायता से कहानी का नाट्य रूपांतर	श्रवण, वाचन, रचनात्मक, कलात्मक कौशल का विकास	मौखिक	सुंदर चित्र बनाकर रंग भरना
December & January	तीन, चार वर्ण के शब्द	वर्णों को जोड़कर शब्द बनाना सीखेंगे	तीन, चार वर्णों को मिलाकर ऊँचे स्वर में उच्चारण करके नए शब्द बनना सिखाया जाएगा । संबंधित गतिविधियाँ करवाई जाएँगी जैसे! * सही शब्दों पर घेरा लगाओ * शब्द से संबंधित चित्र बनाओ तथा रंग भरो * जोड़े बनाओ * चित्र देखकर शब्द लिखो * श्रुतलेख	पठन, श्रवण , वाचन कौशल का विकास शब्द कोश में वृद्धि बौद्धिक क्षमता का विकास	उत्तर पुस्तिका अभ्यास- पुस्तिका	वर्ग पहेली शब्द लड़ी


February	छोटे वाक्यों का पठन जैसे मदन घर चल ।	वाक्य पढ़ना सीखेंगे	छोटे छोटे शब्दों को एक साथ मिलाकर सरल वाक्य बनाना / पढ़ना सिखाया जाएगा	पठन, श्रवण , वाचन कौशल का विकास शब्द कोश में वृद्धि बौद्धिक क्षमता का विकास	मौखिक	
	कविताएँ - *जंगल *इक बुड़्ढा बाबा आया	सस्वर कविता वाचन लय बद्ध तरीके से कविता गाना सीखेंगे ।	सस्वर ,लयबद्ध तरीके से, हाव भाव के साथ कविता पाठ करवाया जाएगा ।	भाषा को सरस बनाना बच्चों को लय में कविता सिखाना	मौखिक	सुंदर चित्र बनाकर रंग भरना
	कहानी- गिलहरी	शब्द कोश में वृद्धि, नैतिक मूल्य , जंगल और जानवरों के बारे में ज्ञान	खिलौनों , मुखौटों की सहायता से कहानी का नाट्य रूपांतर	श्रवण, वाचन, रचनात्मक, कलात्मक कौशल का विकास	मौखिक	जानवरों के रहने / खाने की चीजों के चित्र बनवाए जाएंगे


ANNUAL CURRICULUM PLAN

SUBJECT - MATHS

SESSION- 2026-27

<u>TOPIC</u>	<u>LEARNING OUTCOME</u>	<u>METHODOLOGY</u>	<u>SKILLS DEVELOPED</u>	<u>ASSESSMENT</u>	<u>LEARNING OUTCOMES / IMPACT</u>
<p>➤ Pre Number Concepts</p> <p>The children have the understanding of shape, size, colour, quantity and patterns.</p>	<ul style="list-style-type: none">• To explore the role of mathematics in day-to-day life without actually doing difficult math.• To discriminate between the objects that are either the same or different.	<ul style="list-style-type: none">• Showing real life objects to make comparison.• Activities like sorting, matching, attributes, understanding patterns, identification and classification.• For each pre number concept, activities, worksheet will be done. For eg- tall/short, thick/thin, big small.	<ul style="list-style-type: none">❖ Classification❖ Sequencing❖ Numerical Concepts❖ Language skills	<ul style="list-style-type: none">▪ Flashcards▪ Blackboard test▪ Individual▪ Group <p>Rubrics:</p> <ul style="list-style-type: none">• Colouring image (2)• Sorting objects (2)• Speaking (1)	<ul style="list-style-type: none">• Children learn to solve the pre number concept values.• Children can find math easy, fun and interesting after the mastery of these concepts..

		 <p>THICK & THIN Tick (✓) the object which is thin</p> <p> <input type="checkbox"/> <input type="checkbox"/> <input type="checkbox"/> <input type="checkbox"/> <input type="checkbox"/> <input type="checkbox"/> <input type="checkbox"/> <input type="checkbox"/> </p> <p>https://youtu.be/fBcYFp6u5nw?feature=shared</p>			
<p>➤ Counting of numbers forward 1-100, backward 50-0</p> <p>Children are familiar with</p>	<ul style="list-style-type: none"> • To enable children to sequence and recognize numbers in forward and backward order. 	<ul style="list-style-type: none"> • Recitation method • Writing of numbers in notebook. • Activity- Number cards from 1-100 can be written on the paper squares and hidden in the class or school ground. Kids will be asked to 'hunt' and stand in the sequence in the corridor. 	<ul style="list-style-type: none"> ❖ Oral skills ❖ Writing skills ❖ Rote memory 	<ul style="list-style-type: none"> ▪ Individual ▪ Group ▪ Oral ▪ Written <p>RUBRICS:</p> <ul style="list-style-type: none"> • Number recognition (2) • Counting sequence (3) • Number placement (3) • Participation (2) 	<ul style="list-style-type: none"> • Children are able to write the counting themselves.

<p>numbers up to 20.</p>		 <p>https://youtu.be/y3GynqBwV1M?feature=shared</p>			
<p>Number activities- After, Before, Between, Missing or Put the Sign</p> <p>Children can do these activities with numbers upto 20</p>	<ul style="list-style-type: none"> • Children will learn to recognize the order of numbers. • To improve the child's counting skill 	<ul style="list-style-type: none"> • Using number line, different number activities are done. • Handouts • Worksheet 	<ul style="list-style-type: none"> ❖ Knowledge skills ❖ Improve readiness for number concepts ❖ Sorting ❖ Problem solving ability 	<ul style="list-style-type: none"> ▪ Handouts ▪ Worksheets ▪ Flashcards ▪ Blackboard test ▪ Individual ▪ Group <p>RUBRICS:</p> <ul style="list-style-type: none"> • Identification of before, after, between numbers (5) • Engagement of numbers (5) 	<ul style="list-style-type: none"> • Students are able to improve their basic mathematics skills. • Able to use symbols when comparing numbers.

- Number related

Put in the number which comes before, between or after.

Before	Between	After
___ 29	33 ___ 35	17 ___
___ 18	5 ___ 7	30 ___
___ 36	21 ___ 23	9 ___
___ 7	12 ___ 14	25 ___
___ 25	19 ___ 21	11 ___
___ 31	37 ___ 39	39 ___
___ 1	7 ___ 9	3 ___
___ 23	26 ___ 28	29 ___



exercises in book.

<https://youtu.be/InjhUwb8iMw?feature=shared>

Activity: Cutouts of numbers 1-100, toy trains or number line. Kids will place the missing numbers (before, after, between, missing numbers), worksheets

Number
Names 1-10

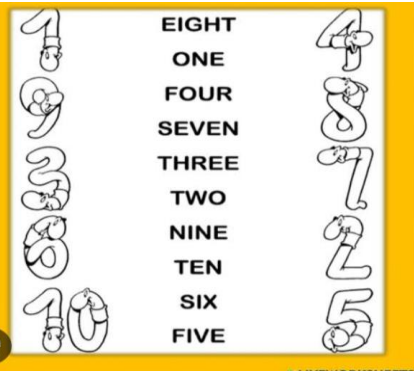
- To enable children to write













- Oral drilling

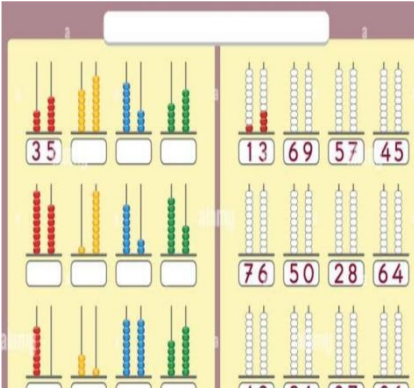
- ❖ Speaking skills
- ❖ Language skills

- Handouts
- Worksheets


- Children become confident with the

<p>Children can recite the counting 1-10 and can recognize the number</p>	<p>the number and corresponding number names.</p> <ul style="list-style-type: none"> To acquaint children with the spellings of given number name. 	 <ul style="list-style-type: none"> Practice of spellings on blackboard/ drawing sheet. Writing number with it's number name in the notebook Activity- Unscramble the letters and for a number name. Eg ESVEN- SEVEN Read the number and fingerprint counting. <p>https://youtu.be/KK6aKpoy7Nw?feature=shared</p>	<ul style="list-style-type: none"> ❖ Memory skills ❖ Conceptual skills 	<ul style="list-style-type: none"> Flashcards Blackboard test Individual Group <p>RUBRICS:</p> <ul style="list-style-type: none"> Recognition (2) Writes number names (5) Matches names with correct numbers (3) 	<p>spellings and can match number with it's number name.</p>
<p>Addition(singles digit)</p>	<ul style="list-style-type: none"> Students will be able to represent 	<ul style="list-style-type: none"> Using story method Using real life objects 	<ul style="list-style-type: none"> ❖ Problem solving skills ❖ Critical thinking skills 	<ul style="list-style-type: none"> Handouts Worksheets 	<ul style="list-style-type: none"> Recall and use these properties of

<p>Children can count the numbers with the help of pictures</p>	<p>numbers and show putting together with the sign of addition called Plus (+).</p>	<ul style="list-style-type: none"> • Addition on number line • Book exercise • Handouts <div data-bbox="598 379 1016 863" style="border: 1px solid gray; padding: 5px;"> <p>Count the objects to complete each addition problem.</p> <p> +  3 + 2 = ___</p> <p> +  2 + 1 = ___</p> <p> +  2 + 2 = ___</p> <p> +  1 + 1 = ___</p> <p> +  1 + 3 = ___</p> <p> +  2 + 3 = ___</p> </div> <ul style="list-style-type: none"> • Worksheets <p>https://youtu.be/k9IMztXsCA s?feature=shared</p> <p>Activity: Playing with objects and adding more to the basket and counting in total. Using fingers and mind method for adding.</p>	<ul style="list-style-type: none"> ❖ Analytical skills ❖ Conceptual skills 	<ul style="list-style-type: none"> ▪ Flashcards ▪ Blackboard test ▪ Individual ▪ Book <p>RUBRICS:</p> <ul style="list-style-type: none"> • Solves sums (2) • Using correct method (2) • Confidence (1) 	<p>addition when doing sums.</p> <ul style="list-style-type: none"> • Able to know the words used for the basic operation of addition.
---	---	---	--	---	---

<p>Abacus</p> <p>Children have the understanding of counting upto 100.</p>	<ul style="list-style-type: none"> To teach arithmetic calculation to children To develop mental math ability and skills. 	<ul style="list-style-type: none"> Counting of real-life objects. Beads string on wires to perform arithmetic calculations.  <p>Activity: use a shoe box and put 2 rods to represent Tens and Ones. Now kids will place rings to depict the numbers.</p>	<ul style="list-style-type: none"> ❖ Memory skills ❖ Listening skills ❖ Observation skills ❖ Brain storming skills 	<ul style="list-style-type: none"> Handouts Worksheets Flashcards Blackboard test <p>RUBRICS:</p> <ul style="list-style-type: none"> Bead manipulation (3) Speed and accuracy (2) 	<ul style="list-style-type: none"> Children are able to use their hands and a tool with beads to calculate numbers. Children are able to draw/ put correct number of beads at tens and ones place.
--	---	---	--	---	--

EVS - ANNUAL CURRICULUM PLAN 2026-27

TOPIC	LEARNING OBJECTIVES	METHODOLOGY	SKILL DEVELOPED	ASSESSMENT	LEARNING OUTCOMES & IMPACT
<p>1) Myself</p> <ul style="list-style-type: none"> • Body parts • My address • My phone number • Birthday 	<p>→Children will be able to learn the similarities and differences about them and their friends.</p> <p>→They will understand about good touch and bad touch.</p> 	<ul style="list-style-type: none"> • Introduction of Myself with mirror activity • Action game • Drawing • Questionnaire • Youtube videos <p>ACTIVITY: Game related to touching of body parts along with music</p> <p>https://youtu.be/SUt8q0EKbms?feature=shared</p>	<ol style="list-style-type: none"> 1. Speaking Skill. 2. Skill to respect their body and its safety. 	<p>Class discussions Question and answer</p> <p>Rubrics:</p> <ul style="list-style-type: none"> • Identification (3) • Participation (3) • Pronunciation (2) • Listening and following instruction(2) 	<ul style="list-style-type: none"> • To recognize the parts of body and their functions • To inculcate good habits in their daily routine. • Correlate different actions with their daily routine. <p>Inculcate the use of magical words like sorry, please, thank you.</p> <p>To learn their residential address and phone numbers and their own birthday.</p>
<p>The living world</p> <ul style="list-style-type: none"> • Wild animals • Farm and pet animals • Water animals • Birds • Food • Fruits • Vegetables 	<p>→Children will be able to identify and differentiate among animals.</p> <p>→They will learn about different habitats.</p>	<ul style="list-style-type: none"> • PPT • Picture dictionary book • Role play • Mask making • Drawing • Reading through 	<ol style="list-style-type: none"> 1. Visual skills 2. Grammatical skills 3. speaking Skills 	<p>Worksheet Quiz Class Discussions</p>	<ul style="list-style-type: none"> • Enable the learner to differentiate between pet/wild/farm. • Learn about eating habits, sound, young ones and habitat of animals. • To give them knowledge about products we get from animals.

→ Children will learn about different color and shapes.



picture dictionary book

Questionnaire

- Visit to garden
- PPT
- Activity - Paper folding flowers
- Reading through picture dictionary book
- Questionnaire

ACTIVITY:
Enactment /Role play of animals.

<https://youtu.be/x2-LEEPCRRg?feature=shared>

<https://youtu.be/2pVKqxivqC4M?feature=shared>

<https://youtu.be/RL0JSHQfZ84?feature=shared>

<https://youtu.be/mUqwKequriw?feature=shared>

Rubrics:

- Identification (3)
- Participation (3)
- Pronunciation (2)
- Identifications and answers questions (2)

- Teaching learners about flowers and how to care for them
 - Helps to differentiate between junk and healthy food
 - Realize the importance of eating healthy food, ill effects of eating junk food.
 - Recognize and differentiate between fruits and vegetable Importance of eating fruits and vegetables
- To tell them about one and many seed fruits, raw and cooked vegetables

https://youtu.be/MY-O_dv-GUs?feature=shared

The world around us

- Family
- Rooms in a house
- Things in a house
- Clothes and Accessories
- Neighborhood

→Children will be able to understand the relation between family members.
 →They will also understand importance of home clothes and different seasons.



- Reading through
- picture dictionary
- book
- Questionnaire
- Role play
- Collage making
- Drawing

ACTIVITY- family tree

Pairing and Sorting of picture cards.

<https://youtu.be/FHaObkHEkHQ?feature=shared>

https://youtu.be/aEM9d_8_i0k?feature=shared

<https://youtu.be/oc72HNAtDHs?feature=shared>

https://youtu.be/Q_EwuVHDb5U?feature=shared

https://youtu.be/aEM9d_8_i0k?si=DuecRhv38BrHx0Nq

1. Visual Skills
2. Conative Skills
3. Oratory skills

Quiz
Pairing Game

RUBRICS:

- Participation (3)
- Pronunciation (3)
- Identifications and answering questions (4)

To understand the importance of family to imbibe family values in the children

Importance and use of different rooms in the house

And things seen in the respective rooms

To make the learner aware of the clothing and accessories used in different seasons

Students are able to know the need for Public Places in a locality.


To know about the recreational places.

To improve their vocabulary and learn new words

To know about different religions and places of worship

Enable learner to understand that weather changes according to the season

To improve their vocabulary and learn new words

<p>Travel and work</p> <ul style="list-style-type: none"> • Water transport • Land transport • Air transport • Special vehicle • People at work 	<p>→Children will be able to identify different means of transport. →They will understand the uniqueness and similarity between different transport. →They will understand about road safety .</p> 	<ul style="list-style-type: none"> • Drawing • PPT • Reading through picture dictionary • book • Questionnaire • Audio and visual aids • Skill to respect their body and its safety. <p>ACTIVITY: Making of Flash Cards of different transport.</p> <p>https://youtu.be/xa0KHgdiUk?feature=shared</p> <p>https://youtu.be/qeJOfsxPYPk?feature=shared</p> <p>https://youtu.be/vKIuG5Lse7A?feature=shared</p>	<p>1.Conative skills 2.Speaking skills 3.Vocabulary enhancement</p>	<p>Class interactions</p> <p>RUBRICS:</p> <ul style="list-style-type: none"> • Attentiveness (2) • Participation (3) • Pronunciation (2) • Identification and answering questions (3) 	<p>Enable learner to differentiate the means of transport Knowledge about traffic rules Follow safety measures</p> <p>Enable the students to identify various helpers found in society and their importance in our lives.</p> <p>To give knowledge about their tools. To familiarize about the things used in the office</p>
<p>The creative world</p> <ul style="list-style-type: none"> • Sports • Cartoon character 	<p>→Children will be able to recognize different sports and cartoon characters</p>	<ul style="list-style-type: none"> • Drawing • Reading through picture dictionary • book • Questionnaire 	<p>1.Speaking Skills 2.Esthetic skills 3.Vocabulary Enhancement</p>	<p>Class Interaction Quiz</p> <p>RUBRICS:</p> <ul style="list-style-type: none"> • Attentiveness (2) • Participation (3) • Pronunciation (2) 	<p>Recognition of objects and famous personalities</p> <p>To know their names and improve their vocabulary</p> <p>Categorising things</p>

→They will be able to understand safety rules while using these.



- Audio and visual aids

ACTIVITY: Pick up the right card

https://youtu.be/_Y3eiDxtnIM?si=N5ty5R7ycLI2HbF9


https://youtu.be/yZUeOF1UAk8?feature=s_hared

- Identifications and answers questions (3)

The Basic

- Colours
- Opposites

→Children will be able to recognize sounds colors animals and shapes



- Drawing
- Reading through picture dictionary book
- Questionnaire
- Audio and visual aids

ACTIVITY: jump on the given number/shape/color

<https://youtu.be/ohaXcHwUWY0?feature=shared>

1. Conative skills
2. reading skills
3. speaking Skills

Games
Class discussion
Quiz

RUBRICS:

- Attentiveness (2)
- Participation (3)
- Pronunciation (2)
- Identifications and answers questions (3)

Co-relate the objects with the colour and shapes. Categorise the

★ List of Opposites



<https://youtu.be/3JDWR6SXSnk?feature=shared>

https://youtu.be/qhOTU8_1Af4?feature=shared